



Education
USA

A U.S. Department of State Network

AMERICAS

S T U D E N T
M O B I L I T Y

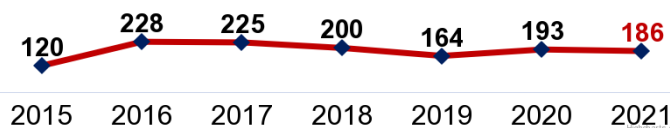
FACTS AND FIGURES



Antigua and Barbuda



Antiguan Students Studying in the U.S.



Source: 2021 Open Doors Report (published by IIE, funded by the U.S. Department of State)

U.S. Study Abroad Students in Antigua and Barbuda



Source: 2021 Open Doors Report (published by IIE, funded by the U.S. Department of State)

Students in U.S. by Academic Level	%	Number	% Change (2020 to 2021)
Undergraduate	67.2%	152	-5%
Graduate	24.2%	45	55.2%
Non-Degree	0.5%	1	N/A%
OPT	8.1%	15	-54.5%

Students in U.S. by U.S. Institution Type	%
Associate's (Two-Year) Colleges	5.9%
Baccalaureate (Four-Year) Colleges	5.3%
Master's Colleges and Universities	50.9%
Doctorate-Granting Universities	34.3%
Special Focus Institutions	3.6%
Public Institutions	40.8%
Private Institutions	59.2%

Change in Students Studying in the U.S. from 2020 to 2021

-3.6%

Change in U.S. Study Abroad Students from 2019 to 2020

-90%

Source: 2021 Open Doors

Total Population

99,175

Population Aged 15-24

16.15%

Source: The World Fact Book

Top Five Receiving States

New York
Texas
Florida
Massachusetts

Source: 2021 Open Doors

Change in Student Visas Issued from 2019 to 2020

F 1.5%
J 0.5%
M 0.0%

*Based on fiscal year Oct. 1 – Sept. 30
Source: travel.state.gov

HIGHLIGHTS:

The U.S. Embassy in Bridgetown coordinates EducationUSA advising throughout the Eastern Caribbean. Top fields of academic interest for students from Antigua are accounting, finance, management, and education.

In addition to academic study, students are interested in sports and professional experiences, such as practicums and internships.

Suggested ways to increase student mobility between Antigua and the United States include articulation agreements with institutions that offer associate degree programs (business and hospitality training) and professional certification (nursing and pharmacy); teacher education; capacity building for educators, including online programs with onsite training during summer vacation; technical and vocational education and training (TVET).

Financial resources available include Board of Education Annual Grant, Prime Minister Scholarship Initiative, Island Scholar; and several private sector scholarships for persons within certain industries. There is also a National Student Loan Fund. Public sector workers maintain employment and salary while pursuing full-time study.



Antigua and Barbuda



- **Pre-high school (# of years):** 7 years
- **High school (# of years):** 5 years
- **Academic year calendar:** September-July
- **Recommended times for U.S. institution visits:** September-November (excluding the first week of September); January-March.

Secondary Education (high school)

- **Language of instruction:** English
- **Years of mandatory English courses:** Every year
- **Grading system and interpretation:** Simple average (out of 100) and GPA (4.0 scale)
- **Subjects required:** English, mathematics; remaining mandatory courses vary by Caribbean Secondary Education Certificate (CSEC) stream
- **Graduation requirements:** Varies by CSEC stream
- **Name of diploma/certificate/degree conferred upon completion:** Caribbean Secondary Education Certificate (CSEC)
- **Name of school leaving exams:** CXC-CSEC
- **How to verify school leaving exams or diploma/certificate/degree:** Independent credentialing services; Ministry of Education, Science & Technology
- **Other credentials:** Caribbean Advanced Proficiency Examination (CAPE) and associate degree programs available through the Antigua State College
- **Standardized undergraduate admissions testing availability in-country and adviser recommendations:** SAT - one testing center; ACT - not available
- **Standardized undergraduate admissions test mean scores (as of 2020):** Not available

Structure of University System

- **Years of study required to earn a bachelor's degree:** The Antigua State College offers one three-year bachelor's degree program through the department of undergraduate studies in the faculties of humanities, social sciences, and science and technology; however, degrees are not issued by ASC. Associate degree programs are two years in length. Certificate programs are 12 months.
- **Language of instruction in universities:** English
- **Years of required English instruction in universities:** All
- **Grading system and interpretation:** 4.0 scale GPA
- **Degrees offered:** Antigua State College offers associate degree programs, certificate programs, and bachelor's degree programs. These programs ("Levels 1 and 2") are through an agreement with the University of the West Indies.
- **Top fields of study/majors:** Business (accounting, finance, management) and education
- **Standardized graduate admissions testing availability / frequency offered in-country:** GRE – iBT Home Edition offered at one testing center. GMAT - not currently offered in country
- **Standardized graduate admissions test mean scores (as of 2020):** Not available
- **Study Abroad:** The United States is the number one study abroad destination for Antiguan students. While there are a few offshore U.S. universities in Antigua, most students must travel to complete their undergraduate studies as transfers.

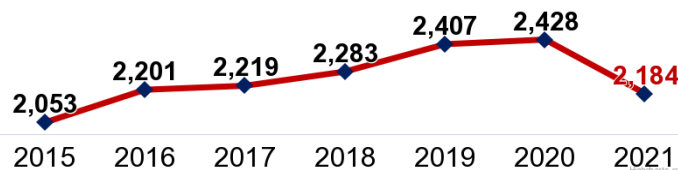
Educational Authorities and International Education Resources

- Ministry of Education, Science and Technology: <https://education.gov.ag>
- National Student Loan Fund: <http://www.nslf.gov.ag>
- EducationUSA advising centers in Antigua and Barbuda: Two centers in St. John's: at the Ministry of Education, Science and Technology and at the National Public Library



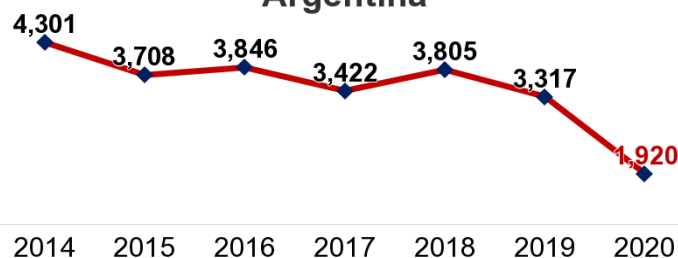


Argentine Students Studying in the U.S.



Source: 2021 Open Doors Report (published by IIE, funded by the U.S. Department of State)

U.S. Study Abroad Students in Argentina



Source: 2021 Open Doors Report (published by IIE, funded by the U.S. Department of State)

Students in U.S. by Academic Level	%	Number	% Change (2020 to 2021)
Undergraduate	46.7%	1020	-3.5%
Graduate	36.8%	803	-9.9%
Non-Degree	2.9%	63	-58.8%
OPT	13.6%	298	-8.9%

Students in U.S. by U.S. Institution Type	%
Associate's (Two-Year) Colleges	10.58%
Baccalaureate (Four-Year) Colleges	5.75%
Master's Colleges and Universities	12%
Doctorate-Granting Universities	68.62%
Special Focus Institutions	3.05%
Public Institutions	49.08%
Private Institutions	50.92%

Change in Students Studying in the U.S. from 2020 to 2021
-10.0%

Change in U.S. Study Abroad Students from 2019 to 2020
-42.1%

Source: 2021 Open Doors

Total Population

45,864,941

Population Aged 15-24

15.19%

Source: The World Fact Book

Top Five Receiving States

New York
 Florida
 California
 Massachusetts
 Texas

Source: 2021 Open Doors

Change in Student Visas Issued from 2019 to 2020

F -50.72%
J -8.31%
M -50.75%

*Based on fiscal year Oct. 1 – Sept. 30
 Source: travel.state.gov

HIGHLIGHTS:

For more than 22 years, Argentina has invested in building educational partnerships to attract U.S. students and scholars. Even though the number of U.S. students studying in Argentina declined by 42.1 percent due to the pandemic, Argentina went from the 23rd to the 18th top receiver worldwide of U.S. study abroad students.

In 2021, the U.S. Embassy inaugurated a new EducationUSA center inside the Catholic University of Buenos Aires (UCA) which, in addition to offering student advising, can help facilitate institutional partnerships between Argentina and U.S. HEIs.

Despite the 10 percent decrease in Argentine students studying in the U.S. due to the pandemic, more students are participating in EducationUSA programs, such as webinars and advising cohorts (i.e., the Competitive College Club). Argentina had the third largest number of students in the WHA region who participated in the 2021 EducationUSA LLM webinar series.

The country is undergoing high inflation rates that were aggravated by the pandemic. The Ministry of Education website provides a platform called Campus Global, where all countries can list study abroad programs and recruit interested Argentine students.





- **Pre-high school (# of years):** 7
- **High school (# of years):** 5
- **Academic year calendar:** March to December.
- **Recommended times for U.S. institution visits:** April, May, August, September, October, and November.
Winter break: Two weeks in July or August. Summer break: From the last week of December through the first two weeks of February. Please check with REAC (rmoriconi@educationusa.org) for updated visiting recommendations during the pandemic.

Secondary Education (high school)

- **Language of instruction:** Spanish
- **Years of mandatory English courses:** 7
- **Grading system and interpretation:** 1 to 10 (A=9-10; B=7-8; C=5-6; D=4; F=1-3). The passing grade for secondary school is 7 (in all subjects), and usually students must take a final exam (*Integrador*), for which 6 is the passing grade.
- **Subjects required:** The required subjects for each student depend on the program track: economics, natural sciences, social sciences, visual arts, and humanities. Thirteen possible subjects are math, Spanish, English (ESL), physics, biology, physical education, history, geography, literature, computing, arts, philosophy, and law.
- **Graduation requirements:** Students need a minimum passing grade of 6 or 7 in all subjects, depending on the school. At the end of the year, students take a final exam (*Integrador*), for which the minimum passing grade is 6.
- **Name of diploma/certificate/degree conferred upon completion:** *Bachiller* or *Tecnico*
- **Name of school leaving exams:** *Exámenes Finales / Integradores*
- **How to verify school leaving exams or diploma/certificate/degree:** In December, each student receives a certificate of completion (*Certificado de Título en Trámite*) and a report card. In March, they receive the final transcript and diploma.
- **Other credentials:** N/A
- **Standardized undergraduate admissions testing availability in-country and adviser recommendations:** Most students sit for Cambridge exams, such as the FCE, CAE, or CPE. There is a strong tendency to learn British English. TOEFL (12 times per month) and IELTS (4 times per month) are offered in most cities. SAT (5 times per year) and ACT (5 times per year) are offered in Buenos Aires.
- **Standardized undergraduate admissions test mean scores (as of 2020):** TOEFL: Reading: 23; Listening: 24; Speaking: 22; Writing: 22; Total: 92

Structure of University System

- **Years of study required to earn a bachelor's degree:** 4 to 7 years
- **Language of instruction in universities:** Spanish
- **Years of required English instruction in universities:** 2
- **Grading system and interpretation:** 1 to 10
- **Degrees offered:** Licenciatura (equivalent to a bachelor's degree)
- **Top fields of study/majors:** Business administration, law, engineering
- **Standardized graduate admissions testing availability / frequency offered in-country:** TOEFL (12 times per month); IELTS (4 times per month); and GRE (10 times per month) are offered in most cities. GMAT (7 times per month) is offered in Buenos Aires.
- **Standardized graduate admissions test mean scores (as of 2020):** TOEFL Mean Scores: Reading: 23; Listening: 24; Speaking: 22; Writing: 22; Total: 92. GRE Mean Scores: Verbal Reasoning: 154.2; Quantitative Reasoning: 155.4; Analytical Writing: 3.7; GMAT Mean Total Score: 601
- **Study Abroad:** The United States is the leading destination for Argentine students, followed by Spain and Brazil.





Educational Authorities and International Education Resources

- **Educational Authorities:**

- Fulbright Commission (U.S.-Argentina binational commission): <http://fulbright.edu.ar/>
- National Scientific and Technical Research Council (CONICET): <http://www.conicet.gov.ar/?lan=en>. The principal institution dedicated to the promotion of science and technology in Argentina; funds postdoctoral research grants.
- Ministry of Education: <https://www.argentina.gob.ar/educacion>. MoE aims to provide an inclusive education. Funds research grants.
- Ministry of Education's Department of International Scholarships and International Cooperation (DGCIN). Campus Global: <https://campusglobal.educacion.gob.ar>. Lists programs for Argentine students to study abroad in all countries.

- **Scholarships offered for study in the United States:**

- Fulbright Commission (U.S.-Argentina binational commission): <http://fulbright.edu.ar/>. With the support of the U.S. Embassy and Pan American Energy, Argentine undergraduate students participate in the Friends of Fulbright program for 5-7 weeks at U.S. higher education institutions.
- Ministry of Education's Department of International Scholarships and International Cooperation (DGCIN) funds scholarships to the United States including master's and doctorate programs as well as Argentine teaching assistants: <https://www.argentina.gob.ar/educacion>
- The National Scientific and Technical Research Council (CONICET) funds postdoctoral research grants: <https://www.conicet.gov.ar/>.
- The National Institute for Agricultural and Technological Research (INTA) awards research grants: <https://www.argentina.gob.ar/inta>.
- Council of Magistrates of the City of Buenos Aires, grants for LLM and research: <https://www.magistradoscaba.org.ar/>
- Fulbright - *Bunge y Born* Foundation - Williams Foundation Doctoral Research Grants intended for young researchers to complete research stays for their doctoral theses: <https://www.fundacionbyb.org/>
- Fulbright - IAPGH - Scholarship Program to enable the training of graduates from universities in Argentina through master's degrees at U.S. universities in areas such as petroleum engineering, geology, geophysics, renewable energy, environmental sciences, chemistry, mining, and related fields: <https://iapg-houston.org/>

- **EducationUSA advising centers in Argentina:** Buenos Aires (3), Córdoba, Mendoza, and Rosario



Aruban Students Studying in the U.S.



Source: 2021 Open Doors Report (published by IIE, funded by the U.S. Department of State)

U.S. Study Abroad Students in Aruba



Source: 2021 Open Doors Report (published by IIE, funded by the U.S. Department of State)

Students in U.S. by Academic Level	%	Number	% Change (2020 to 2021)
Undergraduate	83.8%	62	11%
Graduate	8.1%	6	-33.3%
Non-Degree	0%	0	-100%
OPT	8.1%	6	0%

Students in U.S. by U.S. Institution Type	%
Associate's (Two-Year) Colleges	14.9%
Baccalaureate (Four-Year) Colleges	3.0%
Master's Colleges and Universities	37.3%
Doctorate-Granting Universities	44.8%
Special Focus Institutions	0%
Public Institutions	83.6%
Private Institutions	16.4%

Change in Students Studying in the U.S. from 2020 to 2021

1.4%

Change in U.S. Study Abroad Students from 2019 to 2020

61.9%

Source: 2021 Open Doors

Total Population

120,917

Population Aged 15-24

12.06%

Source: The World Fact Book

Top Five Receiving States

South Carolina
Florida
Georgia
Missouri

Source: 2021 Open Doors

Change in Student Visas Issued from 2019 to 2020

F N/A
J N/A
M N/A

*Based on fiscal year Oct. 1 – Sept. 30
Source: travel.state.gov

HIGHLIGHTS:

The EducationUSA Aruba advising center opened in October 2020. It is hosted by the Ministry of Education of Aruba at the John F. Kennedy Education Center. This center provides support to Arubans and Curaçaoans.

As reported by EducationUSA Aruba, the two top areas of student interest are financial resources/scholarships and college athletics.

The Government of Aruba seeks to partner with U.S. higher education institutions offering undergraduate and graduate degrees in priority fields such as education, finance, tourism, and STEM, in hybrid or online education modality.

The Government of Aruba currently supports Aruban students in the United States pursuing studies at higher education institutions with which they have signed MOUs. These agreements allow Aruban students to pay tuition at the in-state rate. They are currently seeking to expand their list of partnerships.

Aruban students have access to loans and scholarships from the Department of Education of Aruba (DEA), which are applicable to cover study abroad expenses.





- **Pre-high school (# of years):** 8 years
- **High school (# of years):** General Secondary Education: 4 years for MAVO (Secondary General Secondary Education), 5 years for HAVO (Higher General Secondary Education), 6 years for VWO (Pre-University Education). Vocational Education: 4 years for EPB (Lower Vocational Education), 4 years for EPI (Secondary Vocational). GED: 2 years
- **Academic year calendar:** August-July
- **Recommended times for U.S. institution visits:** September-November, January, February, April, and May

Secondary Education (high school)

- **Language of instruction:** Primarily Dutch and Papiamentu
- **Years of mandatory English courses:** Starting in Grade 6
- **Grading system and interpretation:** Out of 10
- **Subjects required:** Dutch, Papiamentu, English, Spanish, math, science, history/geography, economics, technology, civics, health/physical education
- **Graduation requirements:** 54 credits in MAVO (Grade 10) and HAVO (Grade 12) with a minimum 55% passing mark in each course
- **Name of diploma/certificate/degree conferred upon completion:** High school diploma: MAVO, HAVO, VWO. EPB and EPI for vocational education
- **Name of school leaving exams:** Ministerial written and oral assessments, equivalent to exams in the Netherlands, in Dutch (general) or Papiamentu (vocational) administered by the Examenbureau
- **How to verify school leaving exams or diploma/certificate/degree:** Through the Examenbureau and the Department of Education of Aruba
- **Standardized undergraduate admissions testing availability in-country and adviser recommendations:** SAT - one testing center; ACT - not available; TOEFL – one testing center in Aruba and one testing center in Curaçao; TOEFL iBT Home Edition available; IELTS - not available
- **Standardized undergraduate admissions test mean scores (as of 2020):** TOEFL: 82; SAT and ACT: not available

Structure of University System

- **Years of study required to earn a bachelor's degree:** 4 years; 3 years at the University of Aruba for the Faculty of Tourism and Hospitality Management Study (FHTMS)
- **Language of instruction in universities:** Primarily Dutch and English
- **Years of required English instruction in universities:** Varies by faculty at the University of Aruba
- **Grading system and interpretation:** Varies by faculty at the University of Aruba
- **Degrees offered:** The University of Aruba offers bachelor's level (BA / BSc) and certain master's level (MA / MSc) degrees in four different faculties, which are law; accounting, finance, and marketing; tourism management; and arts & science. The Instituto Pedagogico Arubano confers the degree of Fully Qualified Teacher (Volledig Bevoegd Leerkracht).
- **Top fields of study/majors:** Business, international affairs, STEM, health sciences
- **Standardized graduate admissions testing availability / frequency offered in-country:** TOEFL - one testing center in Aruba and one testing center in Curaçao; TOEFL iBT Home Edition available; IELTS - not available. GRE and GMAT are not available; nearest testing locations are in Colombia.
- **Standardized graduate admissions test mean scores (as of 2020):** TOEFL: 82. GRE and GMAT: not available
- **Study Abroad:** The Netherlands is the top study abroad destination for Aruban students. The United States ranks number three, after Indonesia.

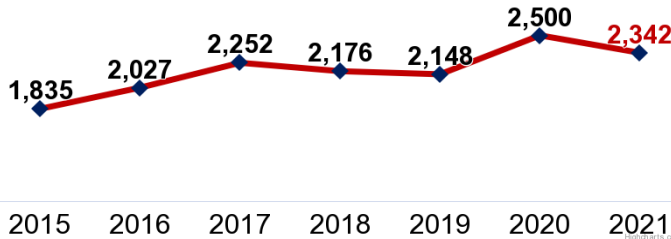
Educational Authorities and International Education Resources

- Department of Education Aruba: <http://www.ea.aw/pages/english/>
- Examenbureau: examen@ea.aw
- Arubalening (loans): <http://www.ea.aw/pages/studia-na-merca/>
- EducationUSA advising centers: One center at John F. Kennedy Education Center in Oranjestad



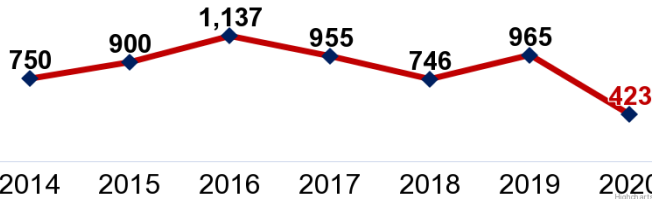


Bahamian Students Studying in the U.S.



Source: 2021 Open Doors Report (published by IIE, funded by the U.S. Department of State)

U.S. Study Abroad Students in Bahamas



Source: 2021 Open Doors Report (published by IIE, funded by the U.S. Department of State)

Students in U.S. by Academic Level	%	Number	% Change (2020 to 2021)
Undergraduate	68.1%	1,595	-15.0%
Graduate	15.0%	352	8.3%
Non-Degree	5.8%	136	655.6%
OPT	11.1%	259	-11%

Students in U.S. by U.S. Institution Type	%
Associate's (Two-Year) Colleges	6.7%
Baccalaureate (Four-Year) Colleges	21.0%
Master's Colleges and Universities	25.1%
Doctorate-Granting Universities	44.9%
Special Focus Institutions	2.3%
Public Institutions	58.5%
Private Institutions	41.5%

Change in Students Studying in the U.S. from 2020 to 2021

-6.3%

Change in U.S. Study Abroad Students from 2019 to 2020

-56.2%

Source: 2021 Open Doors

Total Population

325,655

Population Aged 15-24

14.91%

Source: The World Fact Book

Top Five Receiving States

Florida
Arkansas
Texas
Ohio
Georgia

Source: 2021 Open Doors

Change in Student Visas Issued from 2019 to 2020

F 6.2%
J 0.3%
M 0.5%

*Based on fiscal year Oct. 1 – Sept. 30
Source: travel.state.gov

HIGHLIGHTS:

Bahamas is the second top sending country of students to the United States from the Caribbean region.

Top fields of interest are business administration and STEM.

“Two plus two” programs are becoming more popular among Bahamian students due to the accessibility of this educational model. There is an opportunity for U.S. colleges and universities to establish partnerships with local institutions to develop these programs.

Bahamian students have demonstrated an increased interest in pursuing graduate studies. The Fulbright Foreign Student Program was re-launched in 2019, and it is administered by the U.S. Embassy Nassau.

The new EducationUSA Bahamas advising center at the Bahamas Technical and Vocational Institute (BTVI) is focusing on re-establishing advising services for students, working with high school guidance counselors, and connecting with U.S.-based higher education institutions.





- **Pre-high school (# of years):** 9 years
- **High school (# of years):** 6 years
- **Academic year calendar:** Late August or early September to late May or early June for primary and secondary schools; Late August or early September to late April/early May for college
- **Recommended times for U.S. institution visits:** October/November, March/April

Secondary Education (high school)

- **Language of instruction:** English
- **Years of mandatory English courses:** All levels require English as part of the curriculum.
- **Grading system and interpretation:** Caribbean Secondary Education Certificate (CSEC): A-F/100-0
- **Subjects required:** Physics, general science, biology, health sciences
- **Graduation requirements:** Official GCSE/GCE O levels or CXC results from Caribbean Examinations Council. The Bahamian school system is based on the British model. In the primary (the first six) grades, students advance depending on their performance on examinations administered at the end of each academic year. In the secondary grades, they take their first major external examination, the National Junior Certificate Examination. To graduate, they must pass the Bahamas General Certificate of Secondary Education (BGCSE).
- **Name of diploma/certificate/degree conferred upon completion:** Bahamas General Certificate of Secondary Education (BGCSE)
- **Name of school leaving exams:** The Bahamas General Certificate of Secondary Education (BGCSE)/GCE O Levels: 5 college level subjects with grade "C" or higher. Before 1993, high school students graduated with a General Certificate of Education (GCE) from the University of London. Since 1993, they have received a Bahamas General Certificate of Secondary Education (BGCSE), which reflects their standing on a seven-point scale of grades ranging from A to G.
- **How to verify school leaving exams or diploma/certificate/degree:** Ministry of Education
- **Other credentials:** IB Diploma is offered in three international schools (two in Nassau and one in Freeport).
- **Standardized undergraduate admissions testing availability in-country and adviser recommendations:** SAT – 12 testing centers; ACT – six testing centers; TOEFL - one testing center

Structure of University System

- **Years of study required to earn a bachelor's degree:** 4-5 years
- **Language of instruction in universities:** English
- **Years of required English instruction in universities:** All
- **Grading system and interpretation:** Varies by institution - Generally six passes, graded C or higher and average of C grades or better. University of the Bahamas uses letter grades and a seven-point maximum grading scale. Grade 'A' is the highest possible grade and grades below 'D' are considered failing. Plus (+) or minus (-) symbols indicate grades that fall above or below the letter grades (but grades 'A+' and 'D-' are not used).
- **Degrees offered:** A.A., B.A., B.Ed. & B.Sc. Local higher education institutions include the University of The Bahamas (now a four-year institution), the regional University of The West Indies, the Bahamas Hotel Training College, and the Bahamas Technical and Vocational Institute (formerly Industrial Training Centre). In addition, students can take classes offered by the University of Miami, Nova Southeastern University, and several other U.S. universities with branch campuses in the Bahamas.
- **Top fields of study/majors:** Hospitality management, finance, law, health services administration
- **Standardized graduate admissions testing availability / frequency offered in-country:** TOEFL - one testing center, GRE – one testing center; GMAT – one testing center.
- **Standardized graduate admissions test mean scores (as of 2020):** TOEFL: Not available. GMAT: 448. GRE: Verbal reasoning-147.5, Quantitative reasoning-144.6., Analytical Writing-3.6
- **Study Abroad:** The United States is the top study abroad destination for Bahamian students.

Educational Authorities and International Education Resources

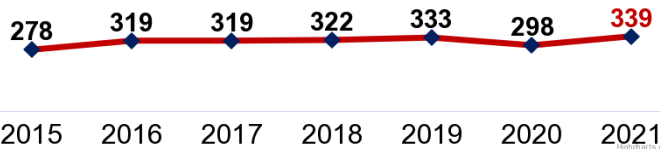
- Ministry of Education: <https://www.ministryofeducationbahamas.com>



- EducationUSA advising centers in Bahamas: Bahamas Technical and Vocational College (BTVI) in Nassau

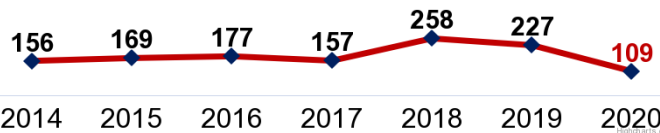


Barbadian Students Studying in the U.S.



Source: 2021 Open Doors Report (published by IIE, funded by the U.S. Department of State)

U.S. Study Abroad Students in Barbados



Source: 2021 Open Doors Report (published by IIE, funded by the U.S. Department of State)

Students in U.S. by Academic Level	%	Number	% Change (2020 to 2021)
Undergraduate	45.2%	52	-2%
Graduate	44.3%	51	-22.7%
Non-Degree	5.2%	6	0.0%
OPT	5.2%	6	20%

Students in U.S. by U.S. Institution Type	%
Associate's (Two-Year) Colleges	9.6%
Baccalaureate (Four-Year) Colleges	1.0%
Master's Colleges and Universities	9.6%
Doctorate-Granting Universities	78.8%
Special Focus Institutions	1.0%
Public Institutions	70.2%
Private Institutions	29.8%

Change in Students Studying in the U.S. from 2020 to 2021
13.8%

Change in U.S. Study Abroad Students from 2019 to 2020
-52%

Source: 2021 Open Doors

Total Population

301,865

Population Aged 15-24

12.34%

Source: The World Fact Book

Top Five Receiving States

California

Florida

New York

Texas

Pennsylvania

Source: 2021 Open Doors

Change in Student Visas Issued from 2019 to 2020

F 1.5%

J 0.1%

M 0.0%

*Based on fiscal year Oct. 1 – Sept. 30
Source: travel.state.gov

HIGHLIGHTS:

In 2020-2021, Barbados reported an increase in graduate student enrollment in U.S. institutions, as well as short-term, non-degree programs. Top fields of academic interest for Barbadian students are STEM fields (engineering), business & accounting, and social sciences.

The government is prioritizing fields related to the blue economy, the sustainable use of ocean resources for economic growth, and the preservation of the health of the ocean ecosystem.

The Barbados government provides annual merit-based undergraduate scholarships to 20-30 students who receive very high scores on the Caribbean Advanced Proficiency Examinations and BCC Associate Degree Program.

Aside from academics, many students are interested in athletics. Barbadian track and field continues to grow, and the country's talented student-athletes are worthy of recruiters' attention. Barbadian athletes made great marks at the CARIFTA games and World Relay Championships. Other sporting areas: soccer, basketball, swimming, water polo, cycling, and surfing.





- **Pre-high school (# of years):** 7 years (compulsory ages 4-11)
- **High school (# of years):** 5 years (compulsory ages 11-16); additional 2 years of post-secondary (ages 16-18)
- **Academic year calendar:** September-July
- **Recommended times for U.S. institution visits:** Late September-November; late January-early March

Secondary Education (high school)

- **Language of instruction:** English
- **Years of mandatory English courses:** Language of instruction is English
- **Grading system and interpretation:** 100-point scale with 50 as the minimum to pass (secondary school); CSEC on a scale of 1-5 with 3 as the minimum to pass.
- **Subjects required:** Mathematics; English; remaining courses are dependent on CSEC stream
- **Graduation requirements:** Varies. CSEC passes at Grade 3 and higher.
- **Name of diploma/certificate/degree conferred upon completion:** Caribbean Secondary Education Certificate (CSEC)
- **Name of school leaving exams:** Caribbean Examination Council (CXC) - Caribbean Secondary Education Certificate (CSEC); Caribbean Advanced Proficiency Examination (CAPE)- 6th form only
- **How to verify school leaving exams or diploma/certificate/degree:** Independent credentialing services; guidance counselors at secondary schools; Ministry of Education; Caribbean Examination Council
- **Other credentials:** CAPE; CXC associate's degrees; Caribbean Vocational Qualification (CVQ)
- **Standardized undergraduate admissions testing availability in-country and adviser recommendations:** SAT- three testing centers; ACT- one testing center
- **Standardized undergraduate admissions test mean scores (as of 2020):** Not available

Structure of University System

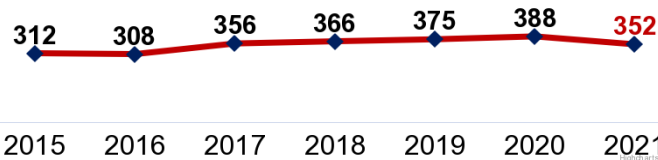
- **Years of study required to earn a bachelor's degree:** 4 years (on average)
- **Language of instruction in universities:** English
- **Years of required English instruction in universities:** Language of instruction is English
- **Grading system and interpretation:** 4.0 scale GPA
- **Degrees offered:** Associate's (Barbados Community College); bachelor's, master's, and doctorate (University of the West Indies Cave Hill Campus); other short-term courses; flourishing English as Language program
- **Top fields of study/majors:** UWI Cave Hill: management, accounting and finance, and computer science
- **Standardized graduate admissions testing availability / frequency offered in-country:** GRE – iBT Home Edition available
- **Standardized graduate admissions test mean scores (as of 2020):** TOEFL: N/A. GMAT: 478. GRE: Verbal reasoning-150.0; Quantitative reasoning-148.9; Analytical Writing-3.6
- **Study Abroad:** The United States is the number two study abroad destination for Barbadian students, closely following Canada. Study abroad and student exchanges are both available at the University of the West Indies Cave Hill Campus. The United States and Canada are tied as the top senders of exchange program participants.

Educational Authorities and International Education Resources

- Ministry of Education, Science, Technology, and Innovation: <http://mes.gov.bb>
- EducationUSA advising centers in Barbados: 3 Centers: Barbados Community College (St. Michael, Barbados); U.S. Embassy Bridgetown (St. Michael, Barbados); and Barbados National Library (Bridgetown, Barbados)

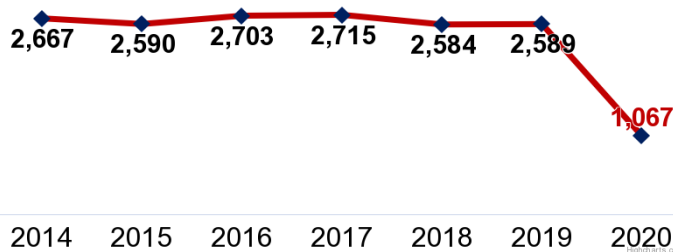


Belizean Students Studying in the U.S.



Source: 2021 Open Doors Report (published by IIE, funded by the U.S. Department of State)

U.S. Study Abroad Students in Belize



Source: 2021 Open Doors Report (published by IIE, funded by the U.S. Department of State)

Students in U.S. by Academic Level	%	Number	% Change (2020 to 2021)
Undergraduate	53.1%	187	-19.4%
Graduate	34.1%	120	23.7%
Non-Degree	0.6%	2	-66.7%
OPT	12.2%	43	-18.9%

Students in U.S. by U.S. Institution Type	%
Associate's (Two-Year) Colleges	12.9%
Baccalaureate (Four-Year) Colleges	3.5%
Master's Colleges and Universities	18.6%
Doctorate-Granting Universities	63.8%
Special Focus Institutions	1.3%
Public Institutions	81.8%
Private Institutions	18.2%

Change in Students Studying in the U.S. from 2020 to 2021
5.0%

Change in U.S. Study Abroad Students from 2019 to 2020
-56.8%

Source: 2021 Open Doors

Total Population

405,633

Population Aged 15-24

19%

Source: The World Fact Book

Top Five Receiving States

Florida
Texas
Kentucky
New York
California

Source: 2021 Open Doors

Change in Student Visas Issued from 2019 to 2020

F 2.00%
J 0.61%
M 0.19%

*Based on fiscal year Oct. 1 – Sept. 30
Source: travel.state.gov

HIGHLIGHTS:

With the full support of the Belize Ministry of Education, EducationUSA Belize services the Belize District, with the largest secondary and post-secondary populations in the country.

In its immediate vicinity, five of the 14 high schools and post-secondary institutions in Belize City are within reach of EducationUSA. EducationUSA Belize is located in Belize's largest public library, the Leo Bradley Library.

EducationUSA is a gateway to new programs of study that are not available in Belize such as master's degrees in nursing and psychology, and countless undergraduate degree programs not available at the two universities located in Belize: The University of Belize (UB) and the University of the West Indies Open Campus (UWI-BZ).

EducationUSA Belize reports steady interest from the public in financial planning, scholarships, and graduate studies. Open Doors showed a 23.7 percent increase in graduate student enrollments from Belize.

Belize continues to be a top destination for U.S. study abroad and faculty-led programs with more than 1,000 students focusing on environmental studies, anthropology, and archeology, annually.





- **Pre-high school (# of years):** 8 years
- **High school (# of years):** 4 years (Secondary, CSEC)
- **Academic year calendar:** September - June
- **Recommended times for U.S. institution visits:** February; September-November

Secondary Education (high school)

- **Language of instruction:** English
- **Years of mandatory English courses:** Language of instruction is English.
- **Grading system and interpretation:** Simple average (out of 100) and GPA (4.0 scale)
- **Subjects required:** English; remaining courses are dependent on CSEC stream
- **Graduation requirements:** Varies depending on CSEC stream
- **Name of diploma/certificate/degree conferred upon completion:** High school diploma
- **Name of school leaving exams:** Caribbean Examination Council (CXC)-Caribbean Secondary Education Certificate (CSEC); Caribbean Advanced Proficiency Examination (CAPE): 6th form only
- **How to verify school leaving exams or diploma/certificate/degree:** Ministry of Education; Caribbean Examination Council
- **Other credentials:** CXC; CAPE associate degrees
- **Standardized undergraduate admissions testing availability in-country and adviser recommendations:** SAT (2) Testing Center at St. John's College and testing center at Saint Catherine Academy. ACT (1) testing center at St. John's College. TOEFL iBT Home Edition is available.
- **Standardized undergraduate admissions test mean scores (as of 2020):** N/A

Structure of University System

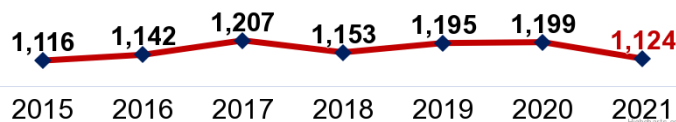
- **Years of study required to earn a bachelor's degree:** 4 years
- **Language of instruction in universities:** English
- **Years of required English instruction in universities:** Duration of study
- **Grading system and interpretation:** 4.0 scale GPA
- **Degrees offered:** Associate's, Bachelor's
- **Top fields of study/majors:** Primary education, tourism, social work, business
- **Standardized graduate admissions testing availability / frequency offered in-country:** Paper-delivered GRE at St. John's College Testing Center. TOEFL iBT Home Edition is available.
- **Standardized graduate admissions test mean scores (as of 2020):** TOEFL: N/A. GRE: N/A. GMAT: 439
- **Study Abroad:** The United States is the top study abroad destination for Belizean students.

Educational Authorities and International Education Resources

- Ministry of Education: <http://www.moe.gov.bz/>
- EducationUSA advising center in Belize: Belize City (Leo Bradley Library)

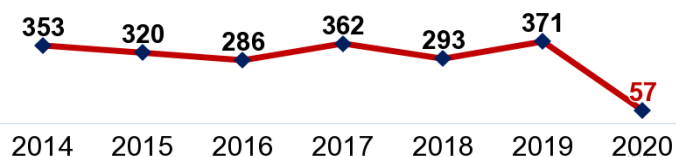


Bolivian Students Studying in the U.S.



Source: 2021 Open Doors Report (published by IIE, funded by the U.S. Department of State)

U.S. Study Abroad Students in Bolivia



Source: 2021 Open Doors Report (published by IIE, funded by the U.S. Department of State)

Students in U.S. by Academic Level	%	Number	% Change (2020 to 2021)
Undergraduate	64%	719	-7.2%
Graduate	18.7%	210	0.5%
Non-Degree	3.3%	37	-24.5%
OPT	14.1%	158	-4.8%

Students in U.S. by U.S. Institution Type	%
Associate's (Two-Year) Colleges	11.19%
Baccalaureate (Four-Year) Colleges	5.74%
Master's Colleges and Universities	12.48%
Doctorate-Granting Universities	68.81%
Special Focus Institutions	1.78%
Public Institutions	67.62%
Private Institutions	32.38%

Change in Students Studying in the U.S. from 2020 to 2021

-6.3%

Change in U.S. Study Abroad Students from 2019 to 2020

-84.60%

Source: 2021 Open Doors

Total Population

11,758,869

Population Aged 15-24

19.21%

Source: The World Fact Book

Top Five Receiving States

Florida
Arkansas
Texas
Virginia
Indiana

Source: 2021 Open Doors

Change in Student Visas Issued from 2019 to 2020

F -48.6%
J -53.71%
M -58.33%

*Based on fiscal year Oct. 1 – Sept. 30
Source: travel.state.gov

HIGHLIGHTS:

The Bolivian government has a scholarship program called "Soberania" for graduate studies in the STEM fields at top international universities. EducationUSA advisers in Bolivia work with students who are interested in applying to study in the United States through this government program. The scholarship covers all costs, including, in some cases, local costs of language preparation. In October 2021, the government launched a new application process and included, for the first time, eligibility for undergraduate programs in the areas of nuclear engineering and nuclear physics.

English continues to be a barrier for students to study in the United States. Most Bolivians study English at local institutes. Binational centers called CBAs have a strong reputation for English teaching in the country. CBAs also house four of the five EducationUSA centers in Bolivia. Bolivians are interested in short-term English programs in the U.S. that can help them perfect their language skills.

Many students choose Arkansas as a destination due to its in-state tuition agreement for Bolivians.





- **Pre-high school (# of years):** 8
- **High school (# of years):** 6
- **Academic year calendar:** February-November
- **Recommended times for U.S. institution visits:** March-May and August-October. Contact EducationUSA to receive information about best times to visit different cities in Bolivia.

Secondary Education (high school)

- **Language of instruction:** Spanish and native languages (subject only)
- **Years of mandatory English courses:** English teaching depends on the school. Private schools usually establish English language programs that span throughout the twelve years of school instruction. In addition, the new Education Law enables each Department (State) to choose the foreign language to be taught in all of the Department's schools. English is the foreign language of choice in many public schools of Bolivia. In La Paz, specifically, English is taught in all schools.
- **Grading system and interpretation:** The school year is now divided into four bimesters of two and a half months each. At the end of each bimester, students are graded on a scale from 0 to 100. The lowest passing grade is 51. The equivalents between the Bolivian and the U.S. systems are approximately the following: 85-100 = A; 69-84 = B; 60-68 = C; 51-59 = D; 0-50 = F. Because of COVID-19, the 2020 school year was canceled in August 2020, three months ahead of time. All students automatically passed their grade by governmental decree. To provide grades for the missing trimester, the Ministry of Education decided to grant each student similar grades they received during the same period in 2019. During 2021, school activities resumed online and there were no interferences with grading.
- **Subjects required:** Please note that the list below details only the subjects that students are required to study in the last four years of high school. Depending on the school, there may be additional courses: communication and languages, foreign language, history, geography and civics, physical education and sports, Music, visual and plastic arts, mathematics, chemistry, physics, natural or biological sciences, values and spirituality, philosophy and psychology, computer science.
- **Graduation requirements:** To graduate from high school, all students must complete all twelve years of mandatory school instruction.
- **Name of diploma/certificate/degree conferred upon completion:** Titulo de Bachiller
- **Name of school leaving exams:** There are no standard leaving exams.
- **How to verify school leaving exams or diploma/certificate/degree:** While there are no standard leaving exams in Bolivia, please contact SEDUCA (www.minedu.gob.bo) or EducationUSA for more information about local exams and other graduation requirements.
- **Other credentials:** Recently, a few private schools have begun offering IB programs. Other private schools, in which the primary instruction language is English, give exit examinations. These may vary per school but may include TOEFL-ITP and TOEFL-IBT examinations.
- **Standardized undergraduate admissions testing availability in-country and adviser recommendations:** SAT, ACT, and TOEFL available. IELTS is not offered in country.
- **Standardized undergraduate admissions test mean scores (as of 2020):** TOEFL IBT 80

Structure of University System

- **Years of study required to earn a bachelor's degree:** 5
- **Language of instruction in universities:** Spanish
- **Years of required English instruction in universities:** Depends on the university and program. It is becoming more common to ask students to take the TOEFL, or any similar test, in mid-career to determine if they have the language skills necessary to continue pursuing their careers.
- **Grading system and interpretation:** 0 to 100. Some public universities consider 51 a passing grade. Others require grades above 60 to pass a course. Private universities, in most cases, consider 60-70 a passing grade.
- **Degrees offered:** Bachelor's, master's and very few PhD degrees.
- **Top fields of study/majors:** Engineering, business, architecture, law





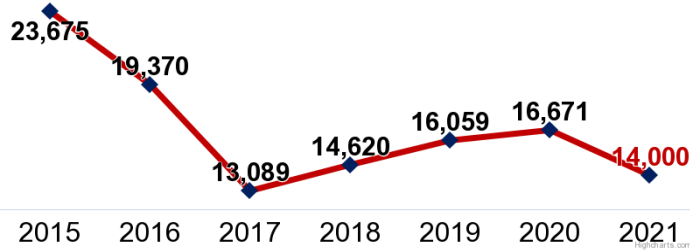
- **Standardized graduate admissions testing availability / frequency offered in-country:** GRE, GMAT, and TOEFL available year-round in major cities.
- **Standardized graduate admissions test mean scores (as of 2020):** GRE 148.8 (V) 150.7 (Q); TOEFL IBT 80.
- **Study Abroad:** According to UNESCO the United States is the number two study abroad destination for Bolivians after Argentina.

Educational Authorities and International Education Resources

- Ministerio de Educación (Ministry of Education): <http://www.minedu.gob.bo>, Telephone: +591-2- 2442144 Comité Ejecutivo de la Universidad Boliviana: www.ceub.edu.bo, Telephone: +591-2-243517
- EducationUSA advising centers in Bolivia: Cochabamba, La Paz, Santa Cruz, Sucre, Tarija



Brazilian Students Studying in the U.S.



Source: 2021 Open Doors Report (published by IIE, funded by the U.S. Department of State)

Change in Students Studying in the U.S. from 2020 to 2021
-16%

Change in U.S. Study Abroad Students from 2019 to 2020
-54.1%

Source: 2021 Open Doors

Total Population

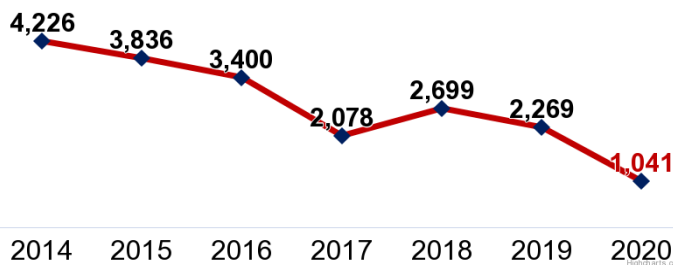
213,445,417

Population Aged 15-24

16.06%

Source: The World Fact Book

U.S. Study Abroad Students in Brazil



Source: 2021 Open Doors Report (published by IIE, funded by the U.S. Department of State)

Top Five Receiving States

Florida
California
New York
Massachusetts
Texas

Source: 2021 Open Doors

Change in Student Visas Issued from 2019 to 2020

F -70.06%
J -50.93%
M -64.15%

*Based on fiscal year Oct. 1 – Sept. 30
Source: travel.state.gov

Students in U.S. by Academic Level

	%	Number	% Change (2020 to 2021)
Undergraduate	52%	7273	-13.1%
Graduate	29.7%	4159	-13.6%
Non-Degree	3.7%	519	-62.4%
OPT	14.6%	2049	-2.8%

Students in U.S. by U.S. Institution Type

	%
Associate's (Two-Year) Colleges	17.28%
Baccalaureate (Four-Year) Colleges	4.69%
Master's Colleges and Universities	11.65%
Doctorate-Granting Universities	63.77%
Special Focus Institutions	2.61%
Public Institutions	61.44%
Private Institutions	38.56%

HIGHLIGHTS:

Despite the 16% decrease from last year, Brazil moved from the #9 to the #8 top sender worldwide of international students to the United States.

Pontes Americanas (American Bridges), an initiative of the offices of EducationUSA and American Spaces in Brazil, is a network of 655 Brazilian "Federal Institute" campuses to which EducationUSA provides frequent information on study opportunities in the United States that are shared with over one million students across Brazil.

The Embassy's English Language Office and EducationUSA together launched the Essay Writing Resource Center, with online tutorials, currently used by 8,500 students.

Three new EducationUSA centers opened in Brazil in 2021 (in Acre, Minas Gerais, and Rondonia).

Dual high school diplomas offered by several Brazilian high schools in partnership with U.S. high schools, are creating new pools of students to study in the U.S.

EducationUSA advisers are supporting international universities to submit partnership proposals with U.S. HEIs for the 100K Strong Brazil-focused competition.





- **Pre-high school (# of years):** 9
- **High school (# of years):** 3
- **Academic year calendar:** Mid-February/March to December
- **Recommended times for U.S. institution visits:** March, April, May, August, September, and October. Major school holidays/breaks: Summer Break: December-January/February; Carnival: Forty days before Easter (varies each year) - typically in mid-to-late February or early March; Easter: March or April (varies each year); other holidays: April 21, May 1, June 20, July winter break, September 7, October 12, November 2 and 15, December 24, 25, and 31 and January 1.

Secondary Education (high school)

- **Language of instruction:** Portuguese
- **Years of mandatory English courses:** Per the new education reforms, English is mandatory beginning in the sixth year of elementary school. For more information, visit: <http://portal.mec.gov.br/component/content/article?id=34891>
- **Grading system and interpretation:** It varies: 0-10 or 0-100 (0 is lowest; 10 or 100 are highest); letter grades A, B, C, D, E (A is the highest grade; D and E are failing grades); since 2012, the State of Rio Grande do Sul has adopted a Descriptive Evaluation, in which three different concepts are applied to determine if a student has a passing or failing status: Satisfactory Construction of Learning (Construção Satisfatória de Aprendizagem - CSA) or Partial Construction of Learning (Construção Parcial de Aprendizagem - CPA).
- **Subjects required:** New reforms will be governed by the Base Nacional Comum Curricular which will define the core curriculum and the required disciplines in five areas: Languages and technology, mathematics and technology, natural sciences and technology, applied human and social sciences, and technical and professional formation. Subjects in the core curriculum are: Portuguese, literature, mathematics, physics, chemistry, biology, geography, history, sociology, philosophy, physical education, art, and English, Spanish, or French. Some schools offer German or Mandarin. Federal Institutes also require students to undergo professional certification programs.
- **Graduation requirements:** Successful completion of three years of high school (or equivalent Supletivo (GED) - most schools establish 6.0 to 7.0 (on a scale of 0-10), as a passing grade.
- **Name of diploma/certificate/degree conferred upon completion:** Certificado de Ensino Médio / Certificado de Conclusão do 2º Grau. If students complete the last year of high school overseas as part of an exchange program, the local secretariat of education is responsible for issuing a statement verifying high school completion. This statement will not have the diploma names listed above.
- **Name of school leaving exams:** None. College Entrance Exam: Exame Nacional de Ensino Médio (ENEM)/High School National Exam. Some universities use these exam scores as university admission criterion; scores accepted by some U.S. universities as well. High school diploma is also issued through the Education for Youth and Adults (EJA) and ENCCEJA exam.
- **How to verify school leaving exams or diploma/certificate/degree:** EducationUSA advisers can give information to U.S. higher education institutions to help them understand and navigate the various leaving exams.
- **Other credentials:** Contact EducationUSA advisers or REAC directly.
- **Standardized undergraduate admissions testing availability in-country and adviser recommendations:** SAT, ACT, TOEFL, IELTS
- **Standardized undergraduate admissions test mean scores (as of 2020):** TOEFL: Reading: 23; Listening: 24; Speaking: 22; Writing: 22; Total: 90

Structure of University System

- **Years of study required to earn a bachelor's degree:** 4-5 for most fields of study; 6 years for bachelor's degrees in medicine. 5 years for dentistry, veterinary medicine, psychology, and law. Licenciatura and Tecnólogo are also valid degrees in Brazil; Licenciatura as a complement to a bachelor's degree, and Tecnólogo, a 3-year degree. All degrees give students access to graduate studies in Brazil.
- **Language of instruction in universities:** Portuguese. Many universities in Brazil offer courses in English to attract international students.





- **Years of required English instruction in universities:** Not typically requested.
- **Grading system and interpretation:** It varies: 0-10 or 0-100 (0, lowest; 10 or 100, highest); letter grades A, B, C, D, E (A is the highest grade; D and E are failing grades).
- **Degrees offered:** Bachelors, masters, and doctorate degrees
- **Top fields of study/majors:** Engineering, business, education, and law
- **Standardized graduate admissions testing availability / frequency offered in-country:** TOEFL, IELTS, GRE, GMAT, USMLE. Tests are available in most major cities across Brazil. TOEFL and IELTS are offered 20 times a week; GRE and GMAT are offered 10 times a week. Brazil has 28 SAT and 15 ACT test centers.
- **Standardized graduate admissions test mean scores (as of 2020):** TOEFL Mean Scores: Reading: 23; Listening: 24; Speaking: 22; Writing: 22; Total: 90; GRE Mean Scores: V 150.9; Q 152.7; W 3.3; GMAT Mean Total Score: 590
- **Study Abroad:** The United States is the number one study abroad destination for Brazilians.

Educational Authorities and International Education Resources

Educational Authorities:

- **Ministerio da Educacao (MEC):** www.mec.gov.br. The website for the Brazilian Ministry of Education has information about all levels of study, revalidation of diplomas abroad, and links to education-related sites. <http://emec.mec.gov.br> has information on the accreditation of Brazilian universities.
- **Ministerio das Relacoes Exteriores:** www.itamaraty.gov.br. The equivalent of the U.S. Department of State with information about new e-visas for Brazil and other relevant information.
- **Instituto Nacional de Estudos e Pesquisas Educacionais (INEP):** www.inep.gov.br. Information about elementary, secondary, and higher education, including a list of Brazilian universities. It also maintains information about the Brazilian college entrance examination (ENEM): <http://enem.inep.gov.br>
- **Coordination for Improvement of Higher Education Personnel (CAPES):** www.capes.gov.br. Under the Ministry of Education, this commission is responsible for the accreditation and evaluation of higher education in Brazil. It is also responsible for graduate scholarships for Brazilian students to study abroad.
- **National Center for Research (CNPq):** www.cnpq.br. Under the Minister of Science and Technology, CNPq is responsible for graduate scholarships for Brazilian students to study in Brazil and abroad in the STEM fields. It is also responsible for scientific initiation scholarships in Brazil at both graduate and undergraduate levels.
- **E-MEC:** <http://emec.mec.gov.br>. Official database of accredited higher education institutions in Brazil.

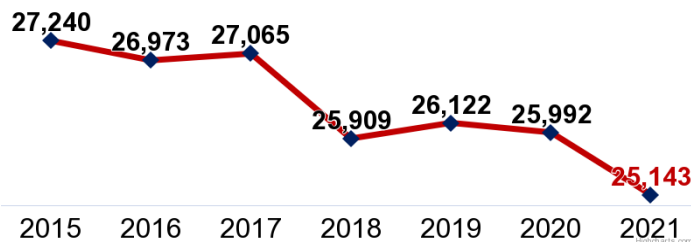
Scholarships offered for study in the United States:

- **OAS Rowe Fund:** www.oas.org/em/rowefund/. Interest-free educational loans for students from the Americas.
- **Fundação Estudar:** <https://www.estudar.org.br/>. Funds MBA and LLM programs to study abroad.
- **Instituto Ling:** <http://www.institutoling.org.br/>. Funds MBA and LLM programs to study abroad.
- **Fulbright Commission Brazil:** <https://fulbright.org.br/>. U.S.-Brazil Binational Commission with scholarship opportunities for students and scholars from both countries.
- **Coordination for Improvement of Higher Education Personnel (CAPES):** www.capes.gov.br. Graduate scholarships for study abroad.
- **National Center for Research (CNPQ):** www.cnpq.br. Graduate scholarships for study abroad.

EducationUSA advising centers in Brazil: Anapolis, Belem, Belo Horizonte, Boa Vista, Brasilia, Campinas, Campo Grande, Caxias do Sul, Cuiaba, Curitiba, Florianopolis, Foz do Iguacu, Fortaleza, Franca, Goiania, Juiz de Fora, Londrina, Maceio, Manaus, Natal, Porto Alegre, Recife, Ribeirao Preto, Rio Branco, Rio de Janeiro, Porto Velho, Salvador, Sao Bernardo do Campo, Sao Jose dos Campos, Sao Luis, Sao Paulo, Sorocaba, Tupa, Uberaba, Vila Velha.

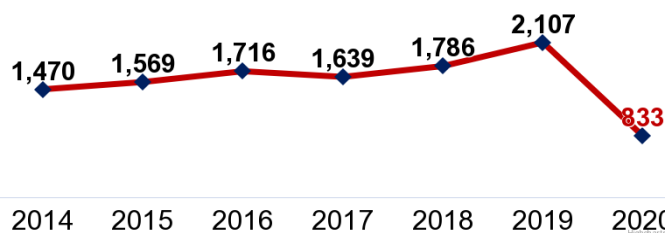


Canadian Students Studying in the U.S.



Source: 2021 Open Doors Report (published by IIE, funded by the U.S. Department of State)

U.S. Study Abroad Students in Canada



Source: 2021 Open Doors Report (published by IIE, funded by the U.S. Department of State)

Students in U.S. by Academic Level

	%	Number	% Change (2020 to 2021)
Undergraduate	47.7%	11981	-3.4%
Graduate	37.8%	9499	0.1%
Non-Degree	2.0%	505	-7.3%
OPT	12.6%	3158	-11.0%

Students in U.S. by U.S. Institution Type

	%
Associate's (Two-Year) Colleges	3.1%
Baccalaureate (Four-Year) Colleges	5.5%
Master's Colleges and Universities	12.2%
Doctorate-Granting Universities	73.5%
Special Focus Institutions	5.7%
Public Institutions	42.1%
Private Institutions	57.9%

Change in Students Studying in the U.S. from 2020 to 2021
-3.3%

Change in U.S. Study Abroad Students from 2019 to 2020
-60.5%

Source: 2021 Open Doors

Total Population

37,943,231

Population Aged 15-24

11.14%

Source: The World Fact Book

Top Five Receiving States

New York
California
Massachusetts
Michigan
Pennsylvania

Source: 2021 Open Doors

Change in Student Visas Issued from 2019 to 2020

F 1.61%
J 1.53%
M 0.18%

*Based on fiscal year Oct. 1 – Sept. 30
Source: travel.state.gov

HIGHLIGHTS:

Canada is the fourth largest sending country of international students to the United States.

Opportunities for recruiting Canadian students include: specialized programs (health, business, law, fine arts); short-term programs; graduate degrees; internships; and institutional cooperation at the technical education level

Canadian athletes are the second largest student population in the NCAA, after Americans.

Canadian higher education institutions continue to think strategically about sustainable pathways for student mobility through institutional linkages. Consortium-like working groups support these efforts, such as the Ontario Academic Exchanges working group.

Francophone Canadian institutions are interested in strategic partnerships with community and technical colleges. In particular, the CEGEP system is dedicated to establishing more academic exchanges.

EducationUSA Canada has expanded its footprint by opening two new centers in Toronto and Vancouver.





- **Pre-high school (# of years):** 9 years generally. 10 years in Alberta and Saskatchewan. 8 years in Québec
- **High school (# of years):** 4 years generally. 3 years for Alberta and Saskatchewan. Québec: 5 years of "école secondaire" (high school), 2 years of CEGEP (general/vocational college). Students in Québec finish high school after Grade 11 and continue studies for two years at a collège d'enseignement général et professionnel (CEGEP). After CEGEP, students in Québec may apply to university, for an additional three years of study.
- **Academic year calendar:** September-June
- **Recommended times for U.S. institution visits:** September-November, January, February, April, May

Secondary Education (high school)

- **Language of instruction:** Primarily English, some French schools (varies by province)
- **Years of mandatory English courses:** Varies, usually every year starting Grade 3.
- **Grading system and interpretation:** Out of 100, scale varies by province
- **Subjects required:** English (or first language French), math, science, history/geography, civics, health/physical Education. In French schools, there is typically an English language requirement. In English schools there is typically no second language requirement.
- **Graduation requirements:** Varies by province. In Québec: The pass mark for each course is 60 percent. A Secondary School Diploma is awarded to a student who earns at least 54 credits in Secondary IV (Grade 10) and Secondary V (Grade 11), at least 20 of which are in Secondary V or vocational training. In addition, the student must pass the following courses: Secondary V: language of instruction; Secondary IV: mathematics; Secondary V: second language; Secondary IV: science and technology or applied science and technology; Secondary IV: history and citizenship.
- **Name of diploma/certificate/degree conferred upon completion:** High school diploma. Québec: DES - Secondary school diploma; DEC - College diploma awarded by CEGEP
- **Name of school leaving exams:** Varies by province. Provincial examinations are administered between grades 9 and 12, and subjects vary depending on each province's curriculum. In Québec: Ministerial Exams. Assessments are required for graduation in British Columbia, Alberta, Yukon and Manitoba. Ontario requires the Ontario Secondary School Literacy Test, written in grade 10.
- **How to verify school leaving exams or diploma/certificate/degree:** Through provincial Ministry of Education
- **Standardized undergraduate admissions testing availability in-country and adviser recommendations:** Typically, these are highly available in country, with option to travel to USA if needed. During COVID-19, access has been limited.
- **Standardized undergraduate admissions test mean scores (as of 2020):** TOEFL: 97. SAT: N/A. ACT: N/A.

Structure of University System

- **Years of study required to earn a bachelor's degree:** 4 years; 3 years (in Québec, with CEGEP).
- **Language of instruction in universities:** Primarily English, several French or bilingual universities. In Québec, primarily French, two English universities.
- **Years of required English instruction in universities/Grading system:** Vary by university
- **Degrees offered:** College diploma (like an AA), bachelor's, master's, doctorate, and professional degrees. Primarily English, several French or bilingual universities. In Québec, primarily French, two English universities.
- **Standardized graduate admissions testing availability / frequency offered in-country:** Available in major cities
- **Standardized graduate admissions test mean scores (as of 2020):** TOEFL: 97 GMAT: 579. GRE: Verbal reasoning-155.2, Quantitative reasoning-154.3, Analytical Writing-4.3.
- **Study Abroad:** The U.S. is the top study abroad destination for Canadians. 3% of Canadians study abroad annually.

Educational Authorities and International Education Resources

- Universities Canada: <https://www.univcan.ca/>
- Council of Ministers of Education: <https://www.cmec.ca/en/>
- Fulbright Commission/Killam Fellowship: <https://www.fulbright.ca/programs/killam-fellowships>
- Ministry of Education (Québec): <http://www.education.gouv.qc.ca> CEGEP (Québec): <https://www.cegepsquebec.ca/en/>



Canada



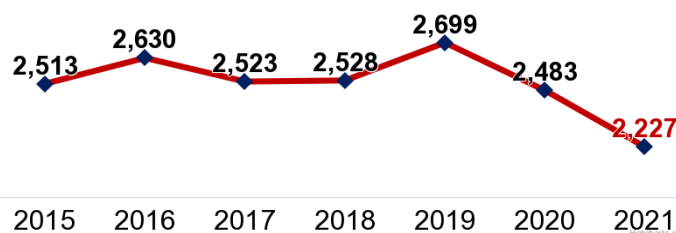
- EducationUSA advising centers in Canada: 3 EducationUSA advising centers in Canada: 1 center in Ottawa at the Fulbright Commission, 1 center in Toronto, 1 center in Vancouver





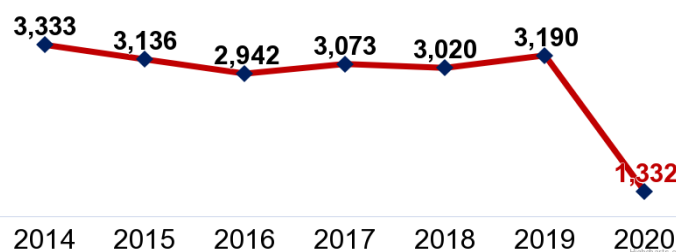
ch

Chilean Students Studying in the U.S.



Source: 2021 Open Doors Report (published by IIE, funded by the U.S. Department of State)

U.S. Study Abroad Students in Chile



Source: 2021 Open Doors Report (published by IIE, funded by the U.S. Department of State)

Students in U.S. by Academic Level	%	Number	% Change (2020 to 2021)
Undergraduate	30.3%	675	-1.0%
Graduate	51.4%	1145	-7.0%
Non-Degree	3.0%	66	-72.3%
OPT	15.3%	341	2.7%

Students in U.S. by U.S. Institution Type	%
Associate's (Two-Year) Colleges	6.75%
Baccalaureate (Four-Year) Colleges	5.00%
Master's Colleges and Universities	7.80%
Doctorate-Granting Universities	78.2%
Special Focus Institutions	2.25%
Public Institutions	52.67%
Private Institutions	47.33%

Change in Students Studying in the U.S. from 2020 to 2021
-10.3%

Change in U.S. Study Abroad Students from 2019 to 2020
-58.2%

Source: 2021 Open Doors

Total Population

18,307,925

Population Aged 15-24

13.84%

Source: The World Fact Book

Top Five Receiving States

California
 New York
 Massachusetts
 Florida
 Texas

Source: 2021 Open Doors

Change in Student Visas Issued from 2019 to 2020

F -49.44 %
J -34.61 %
M 12.5 %

*Based on fiscal year Oct. 1 – Sept. 30
 Source: travel.state.gov

HIGHLIGHTS:

The 10.3 percent decrease in students from Chile to the United States was expected due to the suspension of the Chilean graduate foreign government scholarship program *Becas Chile*. However, the number of students in EducationUSA Chile cohort advising groups doubled (likely in response to recent past periods of political unrest and changes to the secondary education system), creating more pipelines to U.S. higher education.

Chile's president-elect, Gabriel Boric, presented his ministerial cabinet that will start in March 2022. Fourteen out of the 24 new ministers are women, and several are alumni of U.S. higher education institutions. Chile is in the process of rewriting their constitution. In January 2022, the Chilean Ministry of Education unveiled a new college entrance exam that will evaluate students twice a year, emphasizing competencies and skills. Due to many changes and insecurities, some Chilean families are opting to send their children to study abroad.

Chile experienced a 58.2 percent decrease in U.S. students at Chilean universities due to the pandemic. While the numbers dropped sharply, Chile is still the 24th largest receiving country of U.S. study abroad students.





- **Pre-high school (# of years):** 8
- **High school (# of years):** 4
- **Academic year calendar:** March-December. Schools take a 2-3 week winter break in July and a one-week holiday around September 18-19 for Chilean Independence celebrations.
- **Recommended times for U.S. institution visits:** March-June; August-November. Please check with REAC (rmoriconi@educationusa.org) for updated visiting recommendations during the pandemic.

Secondary Education (high school)

- **Language of instruction:** Spanish
- **Years of mandatory English courses:** 4 years (3 hours a week)
- **Grading system and interpretation:** Grading is based on a scale of one (1) to seven (7), where 1 is the lowest and 7 is the highest score. Four is considered the passing mark. GPA is not weighted. 6-7: A; 5-5.99: B; 4-4.99: C; 1.3-3.99: F
- **Subjects required:** Spanish language (grades 9-12); foreign language/English (grades 9-12); mathematics (grades 9-12); biology (grades 9-10); physics (grades 9-10); chemistry (grades 9-10); natural sciences (grades 11-12). Students must choose two out of three of the following subjects: biology, physics, and chemistry; history, geography and social sciences; philosophy and psychology; education technology; visual or musical art; physical education; student advising or religion.
- **Graduation requirements:** To receive a high school diploma, students must pass each grade level with a minimum grade of 4 and have at least an 85 percent attendance record.
- **Name of diploma/certificate/degree conferred upon completion:** *Licenciatura de Enseñanza Media*
- **Name of school leaving exams:** There is no national school leaving exam. In January 2022, the Chilean Ministry of Education (MoE) presented the new Higher Education Access Test (PAES) that replaces the past PSU exam for college entrance examination. The test will be administered twice beginning in 2022, in July and again at the end of the year (date TBD). The math portion will be divided into two parts: a compulsory part for all careers (Mathematical Competence 1), which will measure the general and transversal competencies that are needed in all university studies, and an elective part (Mathematical Competence 2), for scientific careers (i.e., in STEM) with more intensive use of Math. The current assessment scale (150-850 points) will be replaced by a new scale of 100 (minimum) to 1,000 (maximum) points. Other changes in the new application system will allow students with high academic performance to apply to universities in Chile regardless of the average score on standardized tests. This change should allow universities in Chile to expand access to students from every corner of the country.
- **How to verify school leaving exams or diploma/certificate/degree:** Enter the student's National ID number and date of birth here <https://certificados.mineduc.cl/certificados-web/mvc/home/index>
- **Other credentials:** Students that are homeschooled or do not attend "traditional" schooling can take "Exámenes Libres" (set of tests that certify the test taker has met high school-level academic skills).
- **Standardized undergraduate admissions testing availability in-country and adviser recommendations:** SAT is offered at the International School Nido de Aguilas in March, June, August, October, and December. ACT is also offered at the International School Nido de Aguilas. TOEFL is offered in several cities throughout Chile including Antofagasta, Concepcion, Curico, Rancagua, Santiago, and Valparaiso.
- **Standardized undergraduate admissions test mean scores (as of 2020):** TOEFL: Reading: 22; Listening: 23; Speaking: 2; Writing: 21; Total: 88

Structure of University System

- **Years of study required to earn a bachelor's degree:** On average, it takes five years for a Chilean student to obtain their first higher education qualification. In universities, real program length is 13 semesters.
- **Language of instruction in universities:** Spanish
- **Years of required English instruction in universities:** English requirement depends on the field of study and university. Some programs require students to take 6-8 English courses, but other programs within the same university do not require English. For programs that do require English classes, this prerequisite can be waived if the student meets the minimum established proficiency level.





- **Grading system and interpretation:** Grading is based on a scale of one (1) to seven (7), where 1 is the lowest and 7 is the highest score. Four is considered the passing mark. GPA is not weighted.
- **Degrees offered:** Students can pursue professional or technical studies at universities or technical schools. Only universities can award an academic degree. An academic degree can be a bachelor's, master's, or doctorate.
- **Top fields of study/majors:** Engineering (general and industrial), business, law, medicine, computer science, nursing, and physical therapy
- **Standardized graduate admissions testing availability / frequency offered in-country:** GRE: Computer based test is offered two times a day at *Seminarium Certificacion*, a representative of Prometric in Chile. GRE Subject tests are also available approximately three times a year at the *Instituto Chileno Norteamericano de Cultura* in Santiago. GMAT: Test offered two times a day, four days a week, at the *Instituto Chileno Norteamericano de Cultura* in Santiago. TOEFL is offered in several cities throughout Chile including Antofagasta, Concepcion, Curico, Rancagua, Santiago, and Valparaiso.
- **Standardized graduate admissions test mean scores (as of 2020):** TOEFL Mean Scores: Reading: 22; Listening: 23; Speaking: 21; Writing: 21; Total: 88. GRE Mean Scores: Verbal Reasoning: 151.2; Quantitative Reasoning: 156.3; Analytical Writing: 3.3. GMAT Mean Total Score: 606.
- **Study Abroad:** Among *Becas Chile* scholarship holders, the United States ranks number two at master's level (after U.K.) and number three at doctorate level (after U.K. and Spain)

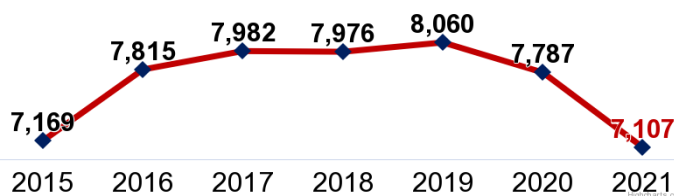
Educational Authorities and International Education Resources

- **Scholarships offered for study in the U.S.**
 - *Becas Chile*: <https://www.anid.cl/concursos/>. Scholarships for Chileans to study abroad at the postgraduate level. Due to the pandemic, all scholarships are currently suspended.
 - *Inglés Abre Puertas* (English Opens Doors): <https://ingles.mineduc.cl/>. Funds a semester abroad for undergraduate students in the last or second-to-last year of English pedagogy.
 - Fulbright Commission: www.fulbright.cl
- **Educational Authorities:**
 - *Agencia Nacional de Investigacion y Desarrollo* (ANID - National Agency for Research and Development) <https://www.anid.cl>. The Chilean government agency responsible for coordinating, promoting, and funding scientific research in Chile. One of its key programs, *Becas Chile*, was designed to advance human capital by providing postgraduate scholarships to study abroad.
 - Fulbright Commission: www.fulbright.cl. U.S. government scholarship program that promotes mutual understanding between countries through educational, scientific, technical, and professional exchange.
 - Chilean Ministry of Education (MINEDUC): <https://www.mineduc.cl/>. MINEDUC is responsible for promoting the development of education at all levels and stimulating scientific and technological research, artistic creation, and protecting and enhancing the cultural heritage of Chile.
 - *Consejo Nacional de Educacion* (CNED - National Council on Education): <http://www.cned.cl/>. Autonomous body of the State, responsible for the licensing and monitoring process of new higher education institutions (HEIs), as well as the accreditation of U.S. higher education institutions (HEIs).
 - *Comisión Nacional de Acreditacion* (CNA - National Accreditation Commission): <https://www.cnachile.cl/>. CNA manages the accreditation of HEIs, establishes and authorizes accreditation criteria, and provides public information.
 - *Mi Futuro*: www.mifuturo.cl. Website for the Ministry of Education with useful information on higher education study options, financing, career employability, search engines, and statistics.
- **EducationUSA advising centers in Chile:** Santiago, Antofagasta, La Serena, Valparaiso, Curico, Talca, Concepcion, Temuco, and Chillan



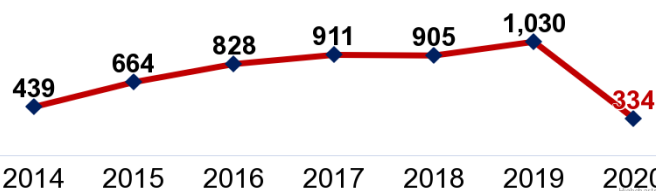


Colombian Students Studying in the U.S.



Source: 2021 Open Doors Report (published by IIE, funded by the U.S. Department of State)

U.S. Study Abroad Students in Colombia



Source: 2021 Open Doors Report (published by IIE, funded by the U.S. Department of State)

Students in U.S. by Academic Level	%	Number	% Change (2020 to 2021)
Undergraduate	37.4%	2,660	-12.2%
Graduate	40.1%	2,847	-1.0%
Non-Degree	4.6%	326	-46.3%
OPT	17.9%	1,274	0.2%

Students in U.S. by U.S. Institution Type	%
Associate's (Two-Year) Colleges	15.38%
Baccalaureate (Four-Year) Colleges	3.10%
Master's Colleges and Universities	12.67%
Doctorate-Granting Universities	64.95%
Special Focus Institutions	3.90%
Public Institutions	62.52%
Private Institutions	37.48%

Change in Students Studying in the U.S. from 2020 to 2021
- 8.7%

Change in U.S. Study Abroad Students from 2019 to 2020
- 67.6%

Source: 2021 Open Doors

Total Population

50,355,650

Population Aged 15-24

16.38%

Source: The World Fact Book

Top Five Receiving States

Florida
New York
Texas
Massachusetts
California

Source: 2021 Open Doors

Change in Student Visas Issued from 2019 to 2020

F - 61.26%
J - 70.80%
M - 64.02%

*Based on fiscal year Oct. 1 – Sept. 30
Source: travel.state.gov

HIGHLIGHTS:

- Colombia continues to rank in the top 25 countries of origin for international students in the United States (ranking nineteenth).
- The most popular fields of study are STEM-related programs. EducationUSA Colombia organizes an annual fair to connect U.S. higher education institutions with students interested in studying STEM-related fields.
- According to Open Doors, approximately 49 percent of Colombians studying in the United States study at the top five receiving states listed in this report.
- The Colombian Foundation, COLFUTURO, offers scholarship-loans to qualified Colombian graduate students to study abroad, and it is a popular source of funding for Colombians seeking to study in the United States.
- The Colombian Government has supported academic mobility between Colombia and the United States, providing generous funding of over USD \$1 million through the 100,000 Strong in the Americas Innovation Fund, leading to an increase in institutional partnerships.





- **Pre-high school (# of years):** 9 years (through 9th grade, all compulsory)
- **High school (# of years):** 2 years (10th and 11th grades)
- **Academic year calendar:** High schools are either on Calendar A (February to November) or Calendar B (August to May/June)
- **Recommended times for U.S. institution visits:** From February to May (except for Holy Week and surrounding weeks); September and October.

Secondary Education (high school)

- **Language of instruction:** Spanish
- **Years of mandatory English courses:** The number of required years varies by department of the country.
- **Grading system and interpretation:** Since 2009, institutions for Basic and Middle Education are autonomous to set grading scales and evaluation methods as long as they provide equivalences with the four-point National Scale: - Superior Performance - High Performance - Basic Performance - Low Performance
- **Graduation requirements:** Pass the National Test, "Prueba Saber 11," and all academic subjects
- **Name of diploma/certificate/degree conferred upon completion:** Diploma de Bachiller
- **Name of school leaving exams:** Prueba Saber 11
- **How to verify school leaving exams or diploma/certificate/degree:** Institute for the Promotion of Higher Education (ICFES)
- **Standardized undergraduate admissions testing availability in-country and adviser recommendations:** SAT, ACT, TOEFL, IELTS are all regularly available.
- **Standardized undergraduate admissions test mean scores (as of 2020):** TOEFL IBT: 86

Structure of University System

- **Years of study required to earn a bachelor's degree:** 5 years (occasionally 4)
- **Language of instruction in universities:** Spanish (some include classes in English)
- **Years of required English instruction in universities:** None are required, but English proficiency is a graduation requirement for most universities.
- **Grading system and interpretation:** Scale 0 to 5. General pass grade is 3.
- **Degrees offered:** Bachelors, masters, and doctorate degrees
- **Top fields of study/majors:** Engineering, business, law
- **Standardized graduate admissions testing availability / frequency offered in-country:** Outside Bogota and major cities, availability is limited. TOEFL and IELTS have frequent test dates in many cities. For academic tests such as GRE and GMAT, students might need to travel to Bogota or other major cities, where monthly testing dates are available.
- **Standardized graduate admissions test mean scores (as of 2020):** GRE: V 148.8; Q 150.7; TOEFL IBT 86
- **Study Abroad:** According to UNESCO, the U.S. is the number two destination for study abroad after Argentina.

Educational Authorities and International Education Resources

- **Ministry of Education** www.mineducacion.gov.co, Telephone: (57-1) 307-8079
Governmental body in charge of setting up education policies; planning, regulating, supervising, and controlling educational institutions; and assessing the minimum conditions for the operation of institutions and academic programs and the granting of the corresponding authorizations.
- **ICETEX** (Institute for Educational Funding and Studies Abroad): www.icetex.gov.co, Telephone: (57-1) 417-3535
A government agency that promotes enrollment and retention of students in higher education through educational loans to finance tuition and living expenses, especially for those lacking economic resources.

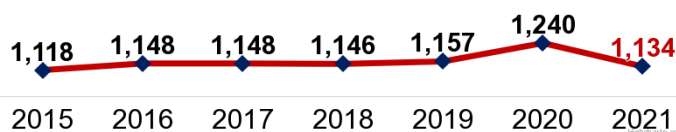




- **Ministry of Science, Technology, and Innovation (MinCiencias):** <https://minciencias.gov.co/>
In January 2020, the Colombian government created the Ministry of Science, Technology, and Innovation (MinCiencias) which is responsible for leading activities related to the promotion and the realization of scientific and applied research in Colombia. This government entity was formerly referred to as the Administrative Department of Science, Technology, and Innovation (Colciencias).
- **Servicio Nacional de Aprendizaje, or National Training Service (SENA):** www.sena.edu.co/
The National Training Service (Servicio Nacional de Aprendizaje – SENA), is a national public institution that invests in the social and technical development of the Colombian workforce by offering and implementing a comprehensive workforce training program through vocational, technical, and technological education programs. SENA has centers in all departments in Colombia and has a strong presence in rural areas.
- **National Council for Accreditation (CNA):** <http://cna.gov.co/> Email: cna@cna.gov.co / Telephone: (57-1) 341-1050
- **COLFUTURO:** www.colfuturo.org / Email: yosoyfuturo@colfuturo.org / Telephone: (57-1) 340-5394
COLFUTURO is a Colombian non-profit foundation established in 1991 with the support of the national government and private sector companies. Its main objective is to provide financial support and increase the possibilities for Colombian citizens to access high-quality graduate study programs abroad. COLFUTURO uses a scholarship-loan model, which offers loans of up to US \$50,000 for a period of nine to 24 months of study. Up to 80 percent of this amount can be converted from a loan into a scholarship upon completing the graduate program and meeting certain conditions.
- **Colombia Challenge Your Knowledge (CCYK), Consortium of Accredited Universities:** <https://www.ccyk.com.co/en/>
Created in 2009, Colombia Challenge Your Knowledge (CCYK) is a non-profit network, composed of 31 accredited Colombian universities, both public and private, with a presence throughout the country, with the mission of promoting Colombia as an international destination for higher education and academic research.
- **EducationUSA Advising Centers in Colombia:** Armenia, Barranquilla (reference center), Bogotá (3 centers), Bucaramanga, Cali, Cartagena, Manizales, Medellín, Pereira. Centers are located within the network of binational centers (called *Centro Colombo Americano* in Colombia), with additional centers in Bogotá based at COLFUTURO and at the Fulbright Commission.

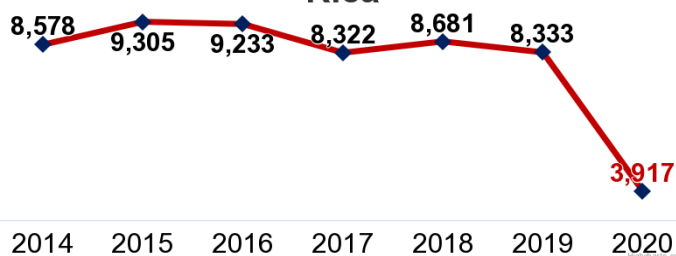


Costa Rican Students Studying in the U.S.



Source: 2021 Open Doors Report (published by IIE, funded by the U.S. Department of State)

U.S. Study Abroad Students in Costa Rica



Source: 2021 Open Doors Report (published by IIE, funded by the U.S. Department of State)

Students in U.S. by Academic Level	%	Number	% Change (2020 to 2021)
Undergraduate	46.1%	523	-14.8%
Graduate	36.0%	408	-1.4%
Non-Degree	2.0%	23	-39.5%
OPT	15.9%	180	3.4%

Students in U.S. by U.S. Institution Type	%
Associate's (Two-Year) Colleges	6.7%
Baccalaureate (Four-Year) Colleges	6.1%
Master's Colleges and Universities	9.2%
Doctorate-Granting Universities	73.8%
Special Focus Institutions	4.2%
Public Institutions	58.0%
Private Institutions	420%

Change in Students Studying in the U.S. from 2020 to 2021
-8.5%

Change in U.S. Study Abroad Students from 2019 to 2020
-53.0%

Source: 2021 Open Doors

Total Population

5,151,140

Population Aged 15-24

15.19%

Source: The World Fact Book

Top Five Receiving States

Massachusetts
 California
 Florida
 Texas
 New York

Source: 2021 Open Doors

Change in Student Visas Issued from 2019 to 2020

F 0.07%
J 2.44%
M 0.03%

*Based on fiscal year Oct. 1 – Sept. 30
 Source: travel.state.gov

HIGHLIGHTS:

Costa Rica continues to be the top receiving country of U.S. study abroad students in all the Americas with nearly 4,000 students. U.S. Embassy San José has published a directory of US-Costa Rica Study Abroad programs on their website, which include university-supported programs and third-party providers.

The Costa Rica-USA (CRUSA) Foundation has a scholarship program to send graduating high school seniors to community colleges to pursue technical degrees in STEM. At the graduate level, the U.S. Embassy offers the Fulbright and Fulbright LASPAU programs as funding possibilities.

In 2021, EducationUSA Costa Rica supported four Opportunity Funds students who were admitted with full funding to U.S. colleges and universities to pursue doctoral programs.

There is high interest in workforce development in emerging markets such as services, manufacturing, life sciences, and specialized technical fields.





- **Pre-high school (# of years):** 6 years
- **High school (# of years):** 5 years for academic track and 6 years for technical track. First 3 years focus on general education, while last 2-3 years focus on specialized education.
- **Academic year calendar:** February-December
- **Recommended times for U.S. institution visits:** March-June, August-October

Secondary Education (high school)

- **Language of instruction:** Primarily Spanish in public schools
- **Years of mandatory English courses:** K-11/12
- **Grading system and interpretation:** Out of 100. Scale varies by province. Passing grades: 65 (grades 7-9); 70 (grades 10-12)
- **Subjects required:** Under the general and specialized curriculum, students are expected to complete between 55 and 80 classes per academic term in the following disciplines: natural sciences, social studies, civic education, Spanish, English, or French and Mathematics. Additional elective courses are offered in music, physical education, environmental studies, fine arts, and other fields.
- **Graduation requirements:** Completion of courses/credits in the curriculum and Pruebas de Bachillerato. In 2020, the new tests are called: Fortalecimiento de Aprendizajes para la Renovación de Oportunidades (FARO).
- **Name of diploma/certificate/degree conferred upon completion:** Costa Rican high school graduates receive a high school diploma upon completion of credits and passing the National Exit Examination.
- **Name of school leaving exams:** Pruebas de Bachillerato (National Exit Examinations)
- **How to verify school leaving exams or diploma/certificate/degree:** Ministry of Public Education
- **Other credentials:** The IB Diploma program is widely available; there are a few high schools that follow the U.S. high school curriculum (one SACS-accredited institution issues U.S. high school diplomas).
- **Standardized undergraduate admissions testing availability in-country and adviser recommendations:** SAT – seven testing centers; ACT – one testing center; TOEFL – two testing centers; TOEFL iBT Home Edition is available; IELTS – two testing centers
- **Standardized undergraduate admissions test mean scores (as of 2020):** TOEFL: 93. SAT and ACT: Not available

Structure of University System

- **Years of study required to earn a bachelor's degree:** 4 years in a public university, 2 years 8 months in a private university
- **Language of instruction in universities:** Primarily Spanish; however, a few institutions offer a full degree in English.
- **Years of required English instruction in universities:** Varies by university
- **Grading system and interpretation:** A 100-point scale is used by the educational institutions to grade students' performance. Sometimes, an equivalent 10-point scale is also used. Passing score is 70/100.
- **Degrees offered:** Diplomado (associate's degree) – 2 to 3 years; Bachiller Universitario (Bachelor's degree) – 4 years; Licenciatura (Licenciate) – 5 to 6 years. Maestría (Master's degree) – 6 to 7 years; Doctorado (Doctorate) – 8 years
- **Top fields of study/majors:** Social and Economic Sciences, Engineering, Education and Health Sciences
- **Standardized graduate admissions testing availability / frequency offered in-country:** TOEFL: two testing centers; TOEFL iBT Home Edition is available; IELTS: two testing centers; GRE: one testing center in San Jose; GMAT: one testing center in San Jose
- **Standardized graduate admissions test mean scores (as of 2020):** GRE: Verbal reasoning-151.0, Quantitative reasoning: 151.6, Analytical Writing: 3.6. GMAT: 540, TOEFL: 93
- **Study Abroad:** The United States is the number one study abroad destination for Costa Rican students. Additionally, Costa Rica is the top study abroad destination in the Western Hemisphere for students coming from the United States.



Educational Authorities and International Education Resources

- Ministry of Education: <http://www.mep.go.cr/>
- The National Council of Rectors, CONARE: <https://www.conare.ac.cr>
- National Accreditation System of Higher Education, SINAES: <https://www.sinaes.ac.cr>
- EducationUSA advising centers in Costa Rica: One center in San Jose at Central Cultural Costarricense-Norteamericano

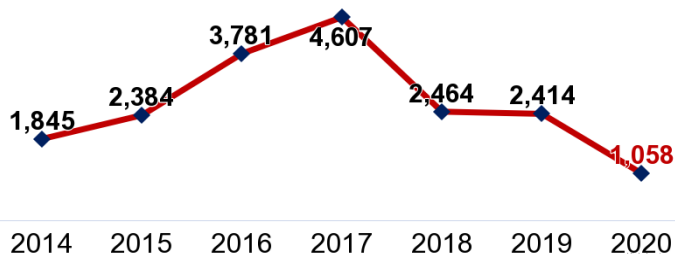


Cuban Students Studying in the U.S.



Source: 2021 Open Doors Report (published by IIE, funded by the U.S. Department of State)

U.S. Study Abroad Students in Cuba



Source: 2021 Open Doors Report (published by IIE, funded by the U.S. Department of State)

Students in U.S. by Academic Level	%	Number	% Change (2020 to 2021)
Undergraduate	45.2%	52	-2%
Graduate	44.3%	51	-22.7%
Non-Degree	5.2%	6	0.0%
OPT	5.2%	6	0.0%

Students in U.S. by U.S. Institution Type	%
Associate's (Two-Year) Colleges	5.2%
Baccalaureate (Four-Year) Colleges	6%
Master's Colleges and Universities	9.6%
Doctorate-Granting Universities	20%
Special Focus Institutions	1.0%
Public Institutions	78.8%
Private Institutions	9.6%

Change in Students Studying in the U.S. from 2020 to 2021
-11.5%

Change in U.S. Study Abroad Students from 2019 to 2020
-56.2%

Source: 2021 Open Doors

Total Population

11,032,343

Population Aged 15-24

11.81%

Source: The World Fact Book

Top Five Receiving States

Florida
Texas
Louisiana
California

Source: 2021 Open Doors

Change in Student Visas Issued from 2019 to 2020

F 1.0%
J 1.0%
M 0.0%

*Based on fiscal year Oct. 1 – Sept. 30
Source: travel.state.gov

HIGHLIGHTS:

Top fields of interest for Cuban students pursuing studies in the United States are STEM, music (there are 37 art schools in Cuba), and social sciences.

There are 41 universities in Cuba, including seven major universities in Havana and at least one large university in each province.

To bring Cuban students to your campus:

1. Consider a full financial aid package that will include living expenses and all costs related to study in the United States.
2. Be flexible in terms of admissions requirements (i.e., it is nearly impossible for Cubans to take the SAT).
3. Think outside the box.

To send U.S. students/faculty to Cuba:

1. Comply with applicable U.S. regulations:
<https://www.treasury.gov/resource-center/sanctions/Programs/Pages/cuba.aspx>.
2. Make sure to apply for the appropriate Cuban visa.





- **Pre-high school (# of years):** 10 years
- **High school (# of years):** 3 years
- **Academic year calendar:** September-June
- **Recommended times for U.S. institution visits:** September-November; February-May

Secondary Education (high school)

- **Language of instruction:** Primarily Spanish
- **Years of mandatory English courses:** 8
- **Grading system and interpretation:** Out of 100 (passing grade of 60)
- **Subjects required:** N/A
- **Graduation requirements:** To graduate, students must pass required subjects with a 60/100.
- **Name of diploma/certificate/degree conferred upon completion:** High school diploma
- **Name of school leaving exams:** Final exams
- **How to verify school leaving exams or diploma/certificate/degree:** School registrar
- **Other credentials:** N/A
- **Standardized undergraduate admissions testing availability in-country and adviser recommendations:** SAT - one testing center open only to foreign students at International School of Havana; ACT - not available. TOEFL - not available. IELTS - not available
- **Standardized undergraduate admissions test mean scores (as of 2020):** TOEFL: 79. SAT and ACT: Not available

Structure of University System

- **Years of study required to earn a bachelor's degree:** 4-5
- **Language of instruction in universities:** Spanish
- **Years of required English instruction in universities:** English is optional. To obtain a degree, all students must demonstrate a CEFR B1 level on an exam.
- **Grading system and interpretation:** Out of 5, with 3 as the minimum passing grade
- **Degrees offered:** Tecnico Medio (equivalent to associate degrees); bachelors; master's, and doctorate
- **Top fields of study/majors:** Industrial and civil engineering, information engineering, law, accounting and finance, education
- **Standardized graduate admissions testing availability / frequency offered in-country:** Not available
- **Standardized graduate admissions test mean scores (as of 2019):** TOEFL: 79. GMAT: 454. GRE: Verbal reasoning-145.1; Quantitative reasoning-147.6; Analytical Writing-2.8
- **Study Abroad:** Very limited. Credits earned abroad are not generally recognized. Time abroad is not authorized. The United States is the number six study abroad destination for Cuban students.

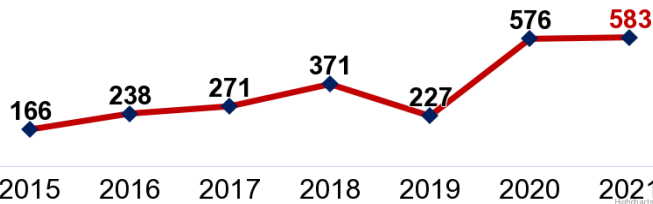
Educational Authorities and International Education Resources

- Ministry of Education: <http://www.mined.gob.cu/>
- Ministry of Higher Education: <https://www.mes.gob.cu/ministerio>
- EducationUSA advising centers in Cuba: Some limited advising is available at the U.S. Embassy.

Dominica



Dominican Students Studying in the U.S.



Source: 2021 Open Doors Report (published by IIE, funded by the U.S. Department of State)

U.S. Study Abroad Students in Dominica



Source: 2021 Open Doors Report (published by IIE, funded by the U.S. Department of State)

Students in U.S. by Academic Level

	%	Number	% Change (2020 to 2021)
Undergraduate	78.2%	456	5.3%
Graduate	12.9%	75	-11.8%
Non-Degree	0.2%	1	-80.0%
OPT	8.7%	51	-3.8%

Students in U.S. by U.S. Institution Type

	%
Associate's (Two-Year) Colleges	2.3%
Baccalaureate (Four-Year) Colleges	2.8%
Master's Colleges and Universities	73.4%
Doctorate-Granting Universities	21.3%
Special Focus Institutions	0.2%
Public Institutions	78.7%
Private Institutions	21.3%

Change in Students Studying in the U.S. from 2020 to 2021

1.2%

Change in U.S. Study Abroad Students from 2019 to 2020

-62.7%

Source: 2021 Open Doors

Total Population

75,584

Population Aged 15-24

13.15%

Source: The World Fact Book

Top Five Receiving States

Texas
Louisiana
New York
Florida

Source: 2021 Open Doors

Change in Student Visas Issued from 2019 to 2020

F 7.7%
J 0.4%
M 0.1%

*Based on fiscal year Oct. 1 – Sept. 30
Source: travel.state.gov

HIGHLIGHTS:

The U.S. Embassy in Bridgetown coordinates EducationUSA advising throughout the Eastern Caribbean. The Embassy works closely with the Ministry of Education and Human Resource Development (host of the EducationUSA advising center) and American Corner. Local secondary schools and the Dominica State College are supportive of the EducationUSA network, academic programming, and U.S. government exchange programs.

The government of Dominica has increased efforts to establish MOUs and articulation agreements with foreign governments. It has established agreements with five U.S. higher education institutions and is interested in pursuing more partnerships.

The Ministry of Education and Human Resource Development offers scholarships to local students in areas of critical economic importance. Exceptional students from predominately low-income rural areas are prioritized for consideration. To access funding for out-of-state tertiary study, students must first complete their associate's degree at the Dominica State College.





- **Pre-high school (# of years):** 7 years
- **High school (# of years):** 5 (compulsory ages 11-16), 2 additional years of post-secondary (ages 16-18)
- **Academic year calendar:** September-July
- **Recommended times for U.S. institution visits:** Late September-November; late January-early March

Secondary Education (high school)

- **Language of instruction:** English
- **Years of mandatory English courses:** Language of instruction is English
- **Grading system and interpretation:** 100-point scale where 50 is the minimum to pass; CSEC is on a 1 to 5 scale with 3 as the minimum to pass.
- **Subjects required:** Mathematics; English; remaining courses are dependent on CSEC stream.
- **Graduation requirements:** Varies, but students must pass subjects with 50 points or higher. The majority of CSEC results must be at a 3 or higher.
- **Name of diploma/certificate/degree conferred upon completion:** CSEC and GCE O-Levels
- **Name of school leaving exams:** Caribbean Examination Council (CXC), Caribbean Secondary Education Certificate (CSEC), Caribbean Advanced Proficiency Examination (CAPE)
- **How to verify school leaving exams or diploma/certificate/degree:** Ministry of Education and Human Resource Development; Caribbean Examinations Council
- **Other credentials:** N/A
- **Standardized undergraduate admissions testing availability in-country and adviser recommendations:** SAT - one testing center; ACT - not available
- **Standardized undergraduate admissions test mean scores (as of 2020):** Not available

Structure of University System

- **Years of study required to earn a bachelor's degree:** Students must go abroad to pursue post-secondary studies outside of the Dominica State College. DSC only offers two bachelor's programs (3-4 years).
- **Language of instruction in universities:** English
- **Years of required English instruction in universities:** Language of instruction is English.
- **Grading system and interpretation:** 4.0 scale GPA
- **Degrees offered:** Associate's degrees, bachelor's degrees (nursing, midwifery), and certificate programs through the Dominica State College
- **Top fields of study/majors:** Business studies
- **Standardized graduate admissions testing availability / frequency offered in-country:** GRE – iBT Home Edition available. Nearest testing center is in neighboring island, Guadeloupe. GMAT - not available.
- **Standardized graduate admissions test mean scores (as of 2020):** GMAT: 412. TOEFL and GRE: Not available.
- **Study Abroad:** The United States is the number one study destination for Dominican students.

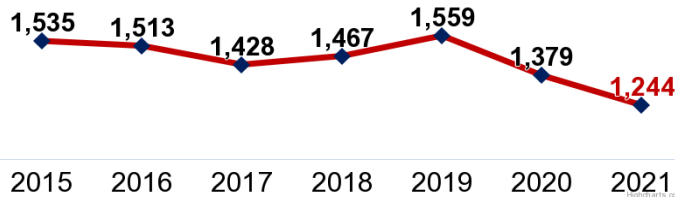
Educational Authorities and International Education Resources

- Ministry of Education and Human Resource Development: <http://education.gov.dm>
- Organization of American States Scholarships - Rowe Fund: <http://www.oas.org/en/scholarships/>
- EducationUSA advising centers in Dominica: Roseau Public Library (Roseau, Dominica). Please note this center is not presently open to the public for walk-ins; advising services are offered by appointment only.

Dominican Republic

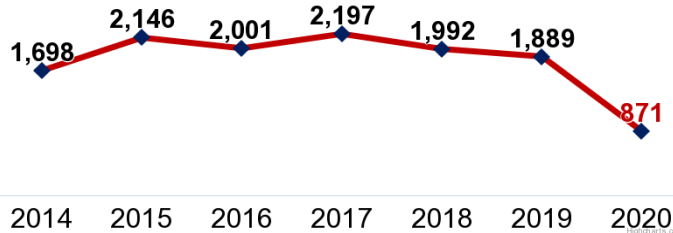


Dominican Students Studying in the U.S.



Source: 2021 Open Doors Report (published by IIE, funded by the U.S. Department of State)

U.S. Study Abroad Students in Dominican Republic



Source: 2021 Open Doors Report (published by IIE, funded by the U.S. Department of State)

Students in U.S. by Academic Level	%	Number	% Change (2020 to 2021)
Undergraduate	62.5%	778	-9%
Graduate	21.9%	273	-2.5%
Non-Degree	3.5%	43	-42.7%
OPT	12.1%	17	-63.8%

Students in U.S. by U.S. Institution Type	%
Associate's (Two-Year) Colleges	10.2%
Baccalaureate (Four-Year) Colleges	7.8%
Master's Colleges and Universities	36.7%
Doctorate-Granting Universities	40.6%
Special Focus Institutions	4.7%
Public Institutions	70.3%
Private Institutions	29.7%

Change in Students Studying in the U.S. from 2020 to 2021
-9.8%

Change in U.S. Study Abroad Students from 2019 to 2020
-53.9%

Source: 2021 Open Doors

Total Population

10,597,348

Population Aged 15-24

18.15%

Source: The World Fact Book

Top Five Receiving States

Florida
 New York
 Massachusetts
 Michigan
 Georgia

Source: 2021 Open Doors

Change in Student Visas Issued from 2019 to 2020

F 0.4%
J 0.3%
M 0.0%

*Based on fiscal year Oct. 1 – Sept. 30
 Source: travel.state.gov

HIGHLIGHTS:

The Dominican Republic is the third largest sending country of international students from the Caribbean to the United States.

Top fields of academic interest for Dominican students are education, business administration, engineering, tourism and hospitality, music, and computer science.

The Ministry of Higher Education, Science and Technology (MESCyT) funds a scholarship program for Dominican undergraduate and graduate students to study abroad and online, including in the United States. MESCyT also sponsors the English Immersion Program, which allows Dominican students to increase their language proficiency in-country.

Additional opportunities for research and innovation are available as well. Inicia Educación is a program that supports leadership development in the Dominican Republic's education sector. The program is designed to support Dominican students pursuing graduate studies at U.S. higher education institutions. The ICDA Center for Teachers' Professional Development is another institution that supports educational exchanges.



Dominican Republic



- **Pre-high school (# of years):** 8 years
- **High school (# of years):** 4 years
- **Academic year calendar:** August-June
- **Recommended times for U.S. institution visits:** September-November

Secondary Education (high school)

- **Language of instruction:** Spanish
- **Years of mandatory English courses:** 8 years
- **Grading system and interpretation:** 100-point scale, 70 is the minimum to pass.
- **Subjects required:** Spanish, English, French, mathematics, social studies, science, art, physical education, religious & personal development studies. Students in technical high schools also take courses and practical training related to their area of focus in addition to these basic subjects.
- **Graduation requirements:** High school students must pass all of their classes with a minimum of 70 points and pass Pruebas Nacionales (national exams).
- **Name of diploma/certificate/degree conferred upon completion:** High school diploma
- **Name of school leaving exams:** Pruebas Nacionales (taken in Grades 8 and 12)
- **How to verify school leaving exams or diploma/certificate/degree:** Ministry of Education (MINERD)
- **Other credentials:** N/A
- **Standardized undergraduate admissions testing availability in-country and adviser recommendations:** SAT – seven testing centers; ACT – one testing center; TOEFL – three testing centers; IELTS – not available
- **Standardized undergraduate admissions test mean scores (as of 2020):** TOEFL: 84. SAT and ACT: Not available

Structure of University System

- **Years of study required to earn a bachelor's degree:** 4 years
- **Language of instruction in universities:** Spanish
- **Years of required English instruction in universities:** Varies. Students generally take a placement test, which determines how many English classes they will have to take. Depending on the university, they may also be required to take additional "professional" English courses.
- **Grading system and interpretation:** 4.0 scale GPA
- **Degrees offered:** Técnico (associate degree), bachelor's, master's, and, at some institutions, doctorate
- **Top fields of study/majors:** Education and other related areas, accounting, medicine, business administration, law, engineering (various types), computer science, psychology
- **Standardized graduate admissions testing availability / frequency offered in-country:** TOEFL – three testing centers; GRE – one testing center, iBT Home Edition available; GMAT – one testing center available
- **Standardized graduate admissions test mean scores (as of 2020):** TOEFL: 84. GMAT: 455. GRE: Verbal reasoning-147.8, Quantitative reasoning-147.3, Analytical Writing-3.3
- **Study Abroad:** The United States is the number two study abroad destination for Dominican students, following Spain. Exchange program opportunities are available at some institutions, but not all. Students participating in other exchange programs may not necessarily have their credits recognized upon returning.

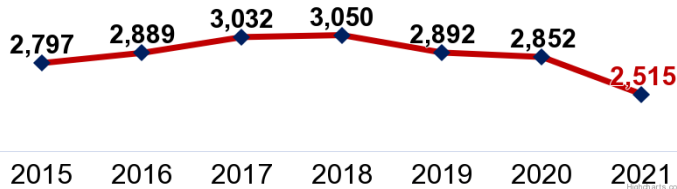
Educational Authorities and International Education Resources

- Ministry of Education (MINERD): <http://www.ministeriodeeducacion.gob.do/>
- Ministry of Higher Education, Science and Technology (MESCYT): <http://www.mescyt.gob.do/>
- EducationUSA advising centers in Dominican Republic: Two centers at Instituto Cultural Dominicano Americano in Santo Domingo and Centro Cultural Dominicano Americano in Santiago



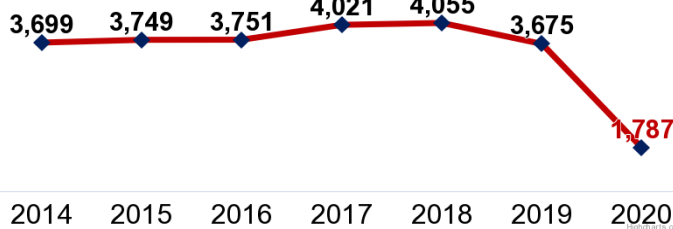


Ecuadorian Students Studying in the U.S.



Source: 2021 Open Doors Report (published by IIE, funded by the U.S. Department of State)

U.S. Study Abroad Students in Ecuador



Source: 2021 Open Doors Report (published by IIE, funded by the U.S. Department of State)

Students in U.S. by Academic Level	%	Number	% Change (2020 to 2021)
Undergraduate	49.00%	1,232	-12.15%
Graduate	30.10%	758	-8.5%
Non-Degree	3.3%	82	-53.4%
OPT	17.6%	443	0.7%

Students in U.S. by U.S. Institution Type	%
Associate's (Two-Year) Colleges	12.93%
Baccalaureate (Four-Year) Colleges	5.33%
Master's Colleges and Universities	15.82%
Doctorate-Granting Universities	61.87%
Special Focus Institutions	4.04%
Public Institutions	58.84%
Private Institutions	41.16%

Change in Students Studying in the U.S. from 2020 to 2021
-11.8%

Change in U.S. Study Abroad Students from 2019 to 2020
-51.4%

Source: 2021 Open Doors

Total Population

17,093,159

Population Aged 15-24

17.8%

Source: The World Fact Book

Top Five Receiving States

Florida
 New York
 Massachusetts
 Texas
 California

Source: 2021 Open Doors

Change in Student Visas Issued from 2019 to 2020

F -60.00%
J -39.62%
M -65.91%

*Based on fiscal year Oct. 1 – Sept. 30
 Source: travel.state.gov

HIGHLIGHTS:

Ecuador was already experiencing an economic recession prior to the pandemic. Students' ability to fund studies abroad was further affected by COVID-19's impact on the local economy. Students continue to be interested in studying abroad but are looking for more affordable options and substantial financial aid. Online and hybrid programs have become popular as students are interested in flexible programs that can meet their current financial needs.

Ecuador continues to be a leading destination for Americans interested in studying abroad. Because of the pandemic, there was a large decrease of students traveling to Ecuador. The Ecuadorian government is investing in attracting tourists back to the country, including educational tourism. Its high COVID-19 vaccination rates make it a safer study abroad destination.

EducationUSA Ecuador expanded by 150% in 2021. Two new EducationUSA centers opened in the cities of Ambato and Cuenca, and EducationUSA signed an agreement to open a second center in Guayaquil. With this expansion, EducationUSA hopes to increase its reach outside the two largest cities of Quito and Guayaquil and better service students in medium-sized cities.



- **Pre-high school (# of years):** 10
- **High school (# of years):** 3
- **Academic year calendar:** Two academic calendars. In the coastal region (including Guayaquil), school runs from mid-April through the end of January; the year is divided into two academic periods, and schools have an eight-day break in September. In the highlands (including Quito), school runs from September through the end of July; the year is divided into two academic periods, and schools have an eight-day break in February.
- **Recommended times for U.S. institution visits:** October and November for both the highlands and the coastal region. January is the most common month for internal university fairs in high schools in the highlands. For the coast, May and June are also recommended months.

Secondary Education (high school)

- **Language of instruction:** Spanish. English is the main language at a few private international schools.
- **Years of mandatory English courses:** 3
- **Grading system and interpretation:** Score 10-9.0 = A (U.S. Letter Grade) = Exceeds desired learning, 8.99-8.0 = B = Masters desired learning, 7.99-7.0 = C = Reaches desired learning, 6.99-5.0 = F = Close to desired learning, 4.99-below = F = Fails
- **Subjects required:** Spanish, 3 years; English, 3 years; mathematics, 3 years; history and social Sciences, 2 years plus one optional year; biology, 1 year plus one optional year; chemistry, 2 years plus one optional year; physics, 2 years plus one optional year; arts, 2 years
- **Graduation requirements:** Average scores from 1ro de Bachillerato to 3ro de Bachillerato (10th to 12th grades) must reach at least 7/10; pass the senior standardized leaving examinations "Ser Bachiller" in four subjects; write an essay
- **Name of diploma/certificate/degree conferred upon completion:** Diploma de Bachillerato
- **Name of school leaving exams:** The national exam "Ser Bachiller" was discontinued in 2021. There is no longer a national examination in place.
- **How to verify school leaving exams or diploma/certificate/degree:** Reach out to the specific high school official or EducationUSA to verify leaving examination results and/or request an "Acta de Grado" (graduation certificate), which officially reports all scores considered for graduation, including the leaving examinations.
- **Other credentials:** Once a high school diploma has been granted, third parties can verify it on the Ministry of Education's website: <https://servicios.educacion.gob.ec/titulacion25-web/faces/paginas/consulta-titulos-refrendados>
- **Standardized undergraduate admissions testing availability in-country and adviser recommendations:** SAT/ACT/TOEFL/IELTS available in Quito, Guayaquil, and Cuenca
- **Standardized undergraduate admissions test mean scores (as of 2020):** TOEFL IBT: 86

Structure of University System

- **Years of study required to earn a bachelor's degree:** 4-5
- **Language of instruction in universities:** Spanish. Very few private universities teach some classes in English.
- **Years of required English instruction in universities:** Students must reach a B2 level in the common European Framework of Reference to qualify for graduation.
- **Grading system and interpretation:** Varies greatly. Some universities use a 50-point, 20-point, or 4-point scale; the majority uses a 10-point scale. The minimum passing grades also vary greatly from university to university and from program to program within the same institution. University secretariats' or registrars' offices are the best source of information about minimum passing grades for each program within an institution.
- **Degrees offered:** Bachelor's, master's and very few PhD degrees offered.
- **Name of national university admissions exam:** Starting in 2022, students will need to pass the exam "Transformar" administered by the National Secretariat for Higher Education, Science and Technology (SENESCYT).
- **Top fields of study/majors:** Engineering, business, economics-related fields
- **Standardized graduate admissions testing availability / frequency offered in-country:** TOEFL and IELTS available in major cities. GRE and GMAT in Quito and Guayaquil only.
- **Standardized graduate admissions test mean scores (as of 2020):** GRE: 148 (V) 151 (Q); TOEFL IBT: 86
- **Study Abroad:** According to UNESCO, the U.S. is the #3 study abroad destination after Spain and Argentina.





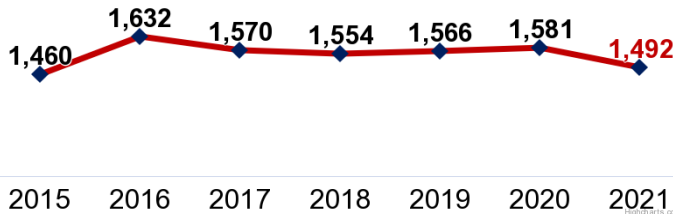
Educational Authorities and International Education Resources

- **National Secretariat of Higher Education Science and Technology (SENESCYT):** SENESCYT is a government entity in charge of administering higher education in Ecuador including higher education scholarship programs. To verify local undergraduate/graduate degrees recognized by SENESCYT: <http://www.senescyt.gob.ec/web/guest/consultas> . To find information on available scholarships: <https://siau.senescyt.gob.ec/convocatorias/>
- **EducationUSA advising centers in Ecuador:** Ambato, Cuenca, Guayaquil (2), and Quito



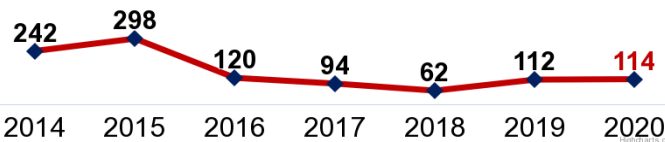


Salvadoran Students Studying in the U.S.



Source: 2021 Open Doors Report (published by IIE, funded by the U.S. Department of State)

U.S. Study Abroad Students in El Salvador



Source: 2021 Open Doors Report (published by IIE, funded by the U.S. Department of State)

Students in U.S. by Academic Level	%	Number	% Change (2020 to 2021)
Undergraduate	73.2%	1092	-7.7%
Graduate	13.5%	201	6.3%
Non-Degree	3.6%	54	-18.2%
OPT	9.7%	145	1.4%

Students in U.S. by U.S. Institution Type	%
Associate's (Two-Year) Colleges	33.7%
Baccalaureate (Four-Year) Colleges	7.3%
Master's Colleges and Universities	9.8%
Doctorate-Granting Universities	46.6%
Special Focus Institutions	2.7%
Public Institutions	66.0%
Private Institutions	34.0%

Change in Students Studying in the U.S. from 2020 to 2021

-5.9%

Change in U.S. Study Abroad Students from 2019 to 2020

1.8%

Source: 2021 Open Doors

Total Population

6,528,135

Population Aged 15-24

18.82%

Source: The World Fact Book

Top Five Receiving States

Texas
Florida
Maryland
Virginia
California

Source: 2021 Open Doors

Change in Student Visas Issued from 2019 to 2020

F 0.82%
J 0.87%
M 0.01%

*Based on fiscal year Oct. 1 – Sept. 30
Source: travel.state.gov

HIGHLIGHTS:

In 2020-2021, the increase in graduate and optional practical training (OPT) enrollments in U.S. institutions demonstrates a growing trend among Salvadoran students.

Through the Salvadoran American Scholarship Program, the U.S. embassy and EducationUSA supported 27 students to participate in internships, short-term programs, and graduate studies in the United States in 2021.

There is high interest in short-term exchanges with local higher education institutions to guarantee the possibility of transferring credits in both directions.

Local workforce development is a priority for El Salvador in the following fields: business administration, economics, education (especially English teaching development), engineering (industrial, electrical, mechanical, civil, and software), health-related sciences, and biology.

El Salvador continues to be a top destination for U.S. students studying abroad in the region.





- **Pre-high school (# of years):** 9 years
- **High school (# of years):** 2 years for a general high school diploma equivalent, 3 years for a technical high school diploma to prepare students to pursue higher education
- **Academic year calendar:** February-December
- **Recommended times for U.S. institution visits:** April/May, August/September

Secondary Education (high school)

- **Language of instruction:** Spanish
- **Years of mandatory English courses:** 6 years of elementary education
- **Grading system and interpretation:** 0-10 with passing score of 6
- **Subjects required:** Natural sciences, social sciences, math, and English
- **Graduation requirements:** Passing of all subjects assigned during Educación Media (approximately 1,200 contact hours for a Bachillerato General and 1,500 contact hours for Bachillerato Técnico Vocacional) with a score of 6 or higher, and final examinations
- **Name of diploma/certificate/degree conferred upon completion:** High school diploma
- **Name of school leaving exams:** Final passing examinations
- **How to verify school leaving exams or diploma/certificate/degree:** Ministry of Education
- **Other credentials:** The IB Diploma program is available in four schools. Additionally, there are five SACS-accredited international schools in San Salvador.
- **Standardized undergraduate admissions testing availability in-country and adviser recommendations:** SAT – three testing centers; ACT – one testing center; TOEFL – two testing centers; TOEFL iBT Home Edition is available; IELTS – one testing center
- **Standardized undergraduate admissions test mean scores (as of 2020):** TOEFL: 86. SAT and ACT: Not available

Structure of University System

- **Years of study required to earn a bachelor's degree:** 5 years
- **Language of instruction in universities:** Spanish
- **Years of required English instruction in universities:** Varies by institution
- **Grading system and interpretation:** 0-10 with passing score of 6
- **Degrees offered:** Técnico (Associate) - 2 years; Profesor (Teacher) - 3 years; Tecnólogo (Technologist) - 4 years; Licenciado (Bachelor's), Ingeniero (Engineer), Arquitecto (Architect) - 5 years; Master (Master's) - 2 years; Doctor (Doctorate) - 3 years. In order to graduate, Salvadoran students must complete all subjects with a passing grade of 6 or higher, complete at least 32 credits from the issuing institution, meet all institutional requirements for graduation, and have completed between 300 and 500 hours of social service. In the case of professional degrees, one year of social service is required. Some degrees require a thesis and thesis defense.
- **Top fields of study/majors:** Humanities, economic sciences, engineering, architecture, law, and social sciences
- **Standardized graduate admissions testing availability / frequency offered in-country:** TOEFL – two testing centers; TOEFL iBT Home Edition is available; IELTS – one testing center; GRE – one testing center; GMAT – one testing center
- **Standardized graduate admissions test mean scores (as of 2020):** TOEFL: 86. GMAT: 498. GRE: Verbal Reasoning: 150.2, Quantitative Reasoning: 149.7, Analytical Writing: 3.6
- **Study Abroad:** The United States is the top study abroad destination for Salvadoran students.

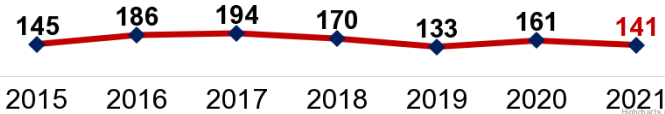
Educational Authorities and International Education Resources

- Ministerio de Educación: <https://www.mined.gob.sv>
- Consejo Nacional de Ciencia y Tecnología (CONACYT): <https://www.conacyt.gob.sv>
- U.S. Embassy in El Salvador: <https://sv.usembassy.gov/education-culture/study-usa>
- EducationUSA advising center in El Salvador: San Salvador (Centro Cultural Salvadoreño Americano)





Grenadian Students Studying in the U.S.



Source: 2021 Open Doors Report (published by IIE, funded by the U.S. Department of State)

U.S. Study Abroad Students in Grenada



Source: 2021 Open Doors Report (published by IIE, funded by the U.S. Department of State)

Students in U.S. by Academic Level	%	Number	% Change (2020 to 2021)
Undergraduate	61.7%	87	13%
Graduate	24.1%	34	-8.1%
Non-Degree	2.1%	3	%
OPT	12.1%	17	-63.8%

Students in U.S. by U.S. Institution Type	%
Associate's (Two-Year) Colleges	10.2%
Baccalaureate (Four-Year) Colleges	7.8%
Master's Colleges and Universities	36.7%
Doctorate-Granting Universities	40.6%
Special Focus Institutions	4.7%
Public Institutions	70.3%
Private Institutions	29.7%

Change in Students Studying in the U.S. from 2020 to 2021
-12.4%

Change in U.S. Study Abroad Students from 2019 to 2020
-89.4%

Source: 2021 Open Doors

Total Population

113,570

Population Aged 15-24

14.14%

Source: The World Fact Book

Top Five Receiving States

Texas
 New York
 Illinois
 District of Columbia
 Indiana

Source: 2021 Open Doors

Change in Student Visas Issued from 2019 to 2020

F 1.2%
J 0.8%
M 0.1%

*Based on fiscal year Oct. 1 – Sept. 30
 Source: travel.state.gov

HIGHLIGHTS:

The U.S. Embassy in Bridgetown coordinates EducationUSA advising throughout the Eastern Caribbean, including in Grenada.

Top fields of academic interest for Grenadian students are natural sciences, business, and engineering.

Grenadian students are also interested in internships and professional experiences as complements to their academic experience in the United States.

The Government of Grenada supports academic exchanges by providing options of study, leave with pay, and job security for its citizens.

Higher education institutions are looking for opportunities for institutional partnerships in the form of 2+2 agreements and in-state tuition discounts for its students.



- **Pre-high school (# of years):** 7 years
- **High school (# of years):** 5 years
- **Academic year calendar:** September-June
- **Recommended times for U.S. institution visits:** September-November

Secondary Education (high school)

- **Language of instruction:** English
- **Years of mandatory English courses:** 12 (Language of instruction is English)
- **Grading system and interpretation:** 100-point scale, where 50 is the minimum to pass
- **Subjects required:** Mathematics, English, civics, and science
- **Graduation requirements:** Caribbean Secondary Education Certificate (CSEC) (Grade 3 or higher)
- **Name of diploma/certificate/degree conferred upon completion:** Caribbean Secondary Education Certificate (CSEC)
- **Name of school leaving exams:** Caribbean Secondary Education Certificate (CSEC)
- **How to verify school leaving exams or diploma/certificate/degree:** Ministry of Education
- **Other credentials:** Grenada National Accreditation Board
- **Standardized undergraduate admissions testing availability in-country and adviser recommendations:** SAT-one testing center; ACT- not available
- **Standardized undergraduate admissions test mean scores (as of 2020):** not available

Structure of University System

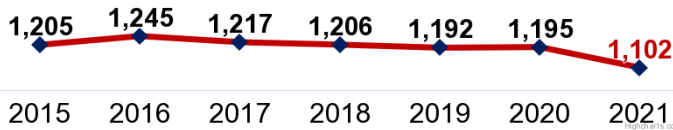
- **Years of study required to earn a bachelor's degree:** 4 years
- **Language of instruction in universities:** English
- **Years of required English instruction in universities:** 1 year
- **Grading system and interpretation:** 4.0 scale GPA
- **Degrees offered:** Associate degrees offered at the T.A. Marryshow Community College. Bachelor's degree programs available at the U.S. offshore institution, St. George's University
- **Top fields of study/majors:** Natural sciences, business, and engineering
- **Standardized graduate admissions testing availability / frequency offered in-country:** GRE – iBT Home Edition offered at one testing center. GMAT is not available.
- **Standardized graduate admissions test mean scores (as of 2020):** GMAT: 534. TOEFL and GRE: Not available
- **Study Abroad:** The United States is the number one study abroad destination for Grenadian students.

Educational Authorities and International Education Resources

- Ministry of Education: <https://gov.gd/moe/>
- EducationUSA advising centers in Grenada: One center at the T.A. Marryshow Community College in Saint George's

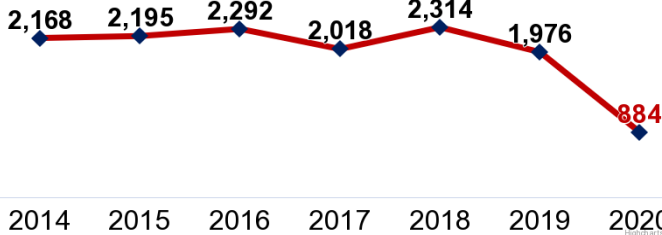


Guatemalan Students Studying in the U.S.



Source: 2021 Open Doors Report (published by IIE, funded by the U.S. Department of State)

U.S. Study Abroad Students in Guatemala



Source: 2021 Open Doors Report (published by IIE, funded by the U.S. Department of State)

Students in U.S. by Academic Level	%	Number	% Change (2020 to 2021)
Undergraduate	63.1%	695	-9.7%
Graduate	23.3%	257	9.4%
Non-Degree	1.5%	16	-57.9%
OPT	12.2%	134	-11.8%

Students in U.S. by U.S. Institution Type	%
Associate's (Two-Year) Colleges	11.7%
Baccalaureate (Four-Year) Colleges	7.6%
Master's Colleges and Universities	14.2%
Doctorate-Granting Universities	62.0%
Special Focus Institutions	4.5%
Public Institutions	52.2%
Private Institutions	47.8%

Change in Students Studying in the U.S. from 2020 to 2021
-9.5%

Change in U.S. Study Abroad Students from 2019 to 2020
-55.3%

Source: 2021 Open Doors

Total Population

17,422,821

Population Aged 15-24

19.76%

Source: The World Fact Book

Top Five Receiving States

Texas
 Florida
 Massachusetts
 California
 New York

Source: 2021 Open Doors

Change in Student Visas Issued from 2019 to 2020

F 0.63%
J 0.48%
M 0.04%

*Based on fiscal year Oct. 1 – Sept. 30
 Source: travel.state.gov

HIGHLIGHTS:

Top fields of academic interest for Guatemalan students at the undergraduate level are engineering, education, architecture, and business. Top fields at the graduate level are business, law, sciences, and technology.

Undergraduate students are interested in sports, study abroad programs, internships, and experiential learning. Graduate students are focused on professional development, internships, and research options.

Promotion of ESL programs or pathways can yield better results for recruiting Guatemalan students outside of Guatemala City.

Guatefuturo is a public-private partnership with a loan-scholarship program to help pay for graduate studies abroad (the loans can turn into partial scholarships under certain conditions).

Local universities are looking for international partners to improve their programs, increase mobility, and serve as a destination for U.S. students who want more hands-on experiences.





- **Pre-high school (# of years):** 6 years
- **High school (# of years):** 5-6 years. After 3ro básico (9th grade), students can choose different tracks, depending on their interests. Bachillerato is a two-year program that allows students to enter university and has different focuses. Perito (expert in a subject), Magisterio (pre-school teacher) and Secretariado (secretarial and management) are three-year technical degrees which allow students to enter university and give them practical job preparation.
- **Academic year calendar:** January-October
- **Recommended times for U.S. institution visits:** January-September (August-November/January-May for international schools)

Secondary Education (high school)

- **Language of instruction:** Spanish
- **Years of mandatory English courses:** 5-6 years of EFL
- **Grading system and interpretation:** 100-point scale where 60 is the minimum to pass
- **Subjects required:**
 - 1ro to 3ro básico: Spanish; second local language; foreign language: English; technology of information and communication; mathematics; natural sciences; social studies & citizen education; artistic education; entrepreneurship for productivity; physical education
 - Bachillerato (4to-5to): Various concentrations; the most common is Ciencias y Letras (sciences and letters). Spanish language and literature, English, mathematics, physics, social studies & citizen education, technology of information and communication, psychology, physical education, project management, philosophy, statistics, biology, chemistry, artistic expression, and seminar graduation project. Other Bachillerato tracks might have other classes including computing, programming, business management, accounting, etc.
- **Graduation requirements:** Every student must take Seminar Graduation Project their senior year. In this class, they carry out research and engage in a community practical project to help solve a social problem in Guatemala.
- **Name of diploma/certificate/degree conferred upon completion:** Bachillerato
- **Name of school leaving exams:** N/A
- **How to verify school leaving exams or diploma/certificate/degree:** N/A
- **Other credentials:** Some schools offer AP and IB programs.
- **Standardized undergraduate admissions testing availability in-country and adviser recommendations:** SAT – six testing centers; ACT – three testing centers; TOEFL – three testing centers; TOEFL iBT Home Edition available; IELTS – one testing center
- **Standardized undergraduate admissions test mean scores (as of 2020):** TOEFL: 86. SAT and ACT: not available

Structure of University System

- **Years of study required to earn a bachelor's degree:** 5-7 years to get a "Licenciatura" (bachelor's equivalent)
- **Language of instruction in universities:** Spanish
- **Years of required English instruction in universities:** Varies by university
- **Grading system and interpretation:** Out of 100, with 61 as a passing grade. Students at the public university (USAC) tend to have lower grades than students at private universities (10-20 points difference), due to internal grading practices.
- **Degrees offered:** Profesorados (teaching technical degree, 3 years); Técnico universitario (technical degree, 3 years); Baccalaureatus (Bachelor of Arts or Science); Licenciatura (bachelor's with professional licensure degree); Maestrías (master's degrees); Doctorados (doctorate degrees)
- **Top fields of study/majors:** Pedagogy, business and accounting, law, engineering
- **Standardized graduate admissions testing availability / frequency offered in-country:** GRE – one testing center; GMAT – one testing center; TOEFL – three testing centers; TOEFL iBT Home Edition available; IELTS – one testing center
- **Standardized graduate admissions test mean scores (as of 2020):** TOEFL: 86. GMAT: 498. GRE: Verbal Reasoning: 150.2, Quantitative Reasoning: 149.7, Analytical Writing: 3.6
- **Study Abroad:** The United States is the number one study abroad destination for Guatemalan students.



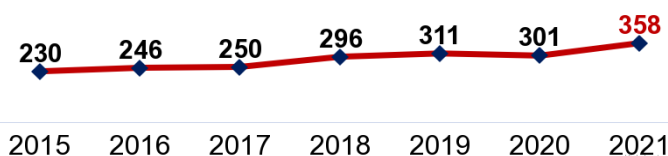
Educational Authorities and International Education Resources

- Ministerio de Educación: http://www.mineduc.gob.gt/BUSCAESTABLECIMIENTO_GE
- Consejo de la Enseñanza Privada Superior (accrediting body for private universities): <http://www.ceps.edu.gt/>
- EducationUSA advising centers in Guatemala: Two centers at the Instituto Guatemalteco Americano (IGA) in Guatemala City and Quetzaltenango





Guyanese Students Studying in the U.S.



Source: 2021 Open Doors Report (published by IIE, funded by the U.S. Department of State)

U.S. Study Abroad Students in Guyana



Source: 2021 Open Doors Report (published by IIE, funded by the U.S. Department of State)

Students in U.S. by Academic Level	%	Number	% Change (2020 to 2021)
Undergraduate	58.7%	2210	8%
Graduate	26.8%	96	39.1%
Non-Degree	7.0%	25	400.0%
OPT	7.5%	27	-15.6%

Students in U.S. by U.S. Institution Type	%
Associate's (Two-Year) Colleges	20.7%
Baccalaureate (Four-Year) Colleges	7.7%
Master's Colleges and Universities	18.2%
Doctorate-Granting Universities	51.2%
Special Focus Institutions	2.2%
Public Institutions	75.6%
Private Institutions	24.4%

Change in Students Studying in the U.S. from 2020 to 2021
18.9%

Change in U.S. Study Abroad Students from 2019 to 2020
-62.8%

Source: 2021 Open Doors

Total Population

787,971

Population Aged 15-24

21.23%

Source: The World Fact Book

Top Five Receiving States

New York
Florida
Arizona
Texas
Maryland

Source: 2021 Open Doors

Change in Student Visas Issued from 2019 to 2020

F 2.7%
J 0.3%
M 0.3%

*Based on fiscal year Oct. 1 – Sept. 30
Source: travel.state.gov

HIGHLIGHTS:

Guyana remains one of the better performing economies in the region, with 23 percent growth in 2021, thanks in part to oil production which started in 2018. Guyana's continued economic growth may lead to more Guyanese students looking to study abroad.

Top fields of academic interest for Guyanese students are business management, law, and health-related fields of study.

Interest in community colleges and transfer options are a growing trend among Guyanese students.

Opportunities for institutional partnerships: The Iwokrama International Centre for Rainforest Conservation and Development is a unique hub for ecological studies. There is an opportunity for U.S. colleges/universities to partner with Iwokrama on study abroad programs.

The University of Guyana seeks partnerships for bilateral exchange study abroad programs in the areas of research development related to oil and gas, mining industries in Guyana, teaching approaches, and curriculum revision.





- **Pre-high school (# of years):** 8 years
- **High school (# of years):** 6 years (with the option of two additional years for CAPE exams, equivalent to a diploma)
- **Academic year calendar:** September-July
- **Recommended times for U.S. institution visits:** September to October; January to mid-March

Secondary Education (high school)

- **Language of instruction:** English
- **Years of mandatory English courses:** English is the language of instruction and required at all levels.
- **Grading system and interpretation:** Out of 100, with 50 as the minimum to pass, up to secondary school level. CSCE grades on a scale of 1-5, with 3 as the minimum to pass
- **Subjects required:** English: 5 years; math: 5 years
- **Graduation requirements:** Completion of high school curriculum and CSEC examinations
- **Name of diploma/certificate/degree conferred upon completion:** Caribbean Secondary Education Certificate (CSEC)
- **Name of school leaving exams:** Caribbean Secondary Education Certificate (CSEC)
- **How to verify school leaving exams or diploma/certificate/degree:** Ministry of Education
- **Other credentials:** Caribbean Advanced Proficiency Examination (CAPE): college-level credit
- **Standardized undergraduate admissions testing availability in-country and adviser recommendations:** SAT - one testing center; ACT - not available
- **Standardized undergraduate admissions test mean scores (as of 2020):** Not available

Structure of University System

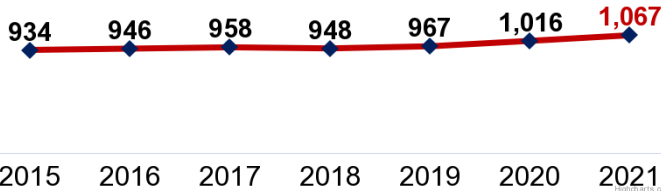
- **Years of study required to earn a bachelor's degree:** 4
- **Language of instruction in universities:** English
- **Years of required English instruction in universities:** All (Language of instruction)
- **Grading system and interpretation:** 4.0 scale GPA
- **Degrees offered:** Certificate diploma, associate degrees, bachelor's degrees, master's, post-graduate diplomas, and professional degrees
- **Top fields of study/majors:** engineering, social sciences, and health sciences
- **Standardized graduate admissions testing availability / frequency offered in-country:** GRE - iBT Home Edition available; GMAT - not available
- **Standardized graduate admissions test mean scores (as of 2020):** TOEFL: N/A. GMAT: 375. GRE: Verbal reasoning-146.5; Quantitative reasoning-144.6; Analytical Writing-3.5
- **Study Abroad:** The United States is the number one study abroad destination for Guyanese students. Additionally, the University of Guyana has some study abroad opportunities in partnerships with overseas universities.

Educational Authorities and International Education Resources

- Ministry of Education: www.education.gov.gy
- National Accreditation Council Guyana: www.nac.gov.gy
- EducationUSA advising centers in Guyana: One center at the U.S. Embassy in Georgetown

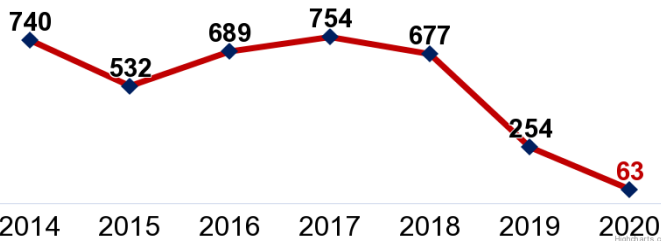


Haitian Students Studying in the U.S.



Source: 2021 Open Doors Report (published by IIE, funded by the U.S. Department of State)

U.S. Study Abroad Students in Haiti



Source: 2021 Open Doors Report (published by IIE, funded by the U.S. Department of State)

Students in U.S. by Academic Level	%	Number	% Change (2020 to 2021)
Undergraduate	69.4%	741	4%
Graduate	17%	181	24.0%
Non-Degree	5.4%	58	-17.1%
OPT	8.2%	87	-3.3%

Students in U.S. by U.S. Institution Type	%
Associate's (Two-Year) Colleges	31.6%
Baccalaureate (Four-Year) Colleges	14.1%
Master's Colleges and Universities	15.8%
Doctorate-Granting Universities	37.7%
Special Focus Institutions	0.8%
Public Institutions	66.3%
Private Institutions	33.7%

Change in Students Studying in the U.S. from 2020 to 2021
5.0%

Change in U.S. Study Abroad Students from 2019 to 2020
-75.2%

Source: 2021 Open Doors

Total Population

11,198,240

Population Aged 15-24

20.71%

Source: The World Fact Book

Top Five Receiving States

Florida
New York
Arkansas
Massachusetts
Virginia

Source: 2021 Open Doors

Change in Student Visas Issued from 2019 to 2020

F 1.5%
J 0.4%
M 0.0%

*Based on fiscal year Oct. 1 – Sept. 30
Source: travel.state.gov

HIGHLIGHTS:

The EducationUSA advising center in Port-au-Prince is located inside the U.S. embassy's Information Resource Center, the goal of which is to increase student exposure to all U.S. government programs.

EducationUSA Haiti continues to increase its presence and offer services creatively despite challenges in country. EducationUSA Haiti relies on technology such as Skype and WhatsApp to engage students.

Haitian students connect with the diaspora in the United States and pursue educational opportunities close to family and friends. Many students seek financial aid.

U.S. embassy staff and other partners on the ground report increased interest among Haitians in U.S. secondary/high school programs.



- **Pre-high school (# of years):** 9 years
- **High school (# of years):** 4 years
- **Academic year calendar:** September-June
- **Recommended times for U.S. institution visits:** October, November, January, March, April, May

Secondary Education (high school)

- **Language of instruction:** French, Creole
- **Years of mandatory English courses:** 5-7
- **Grading system and interpretation:** Out of 10. Passing grade: 5
- **Subjects required:** French, English, Spanish, Latin, mathematics, social studies, biology, chemistry, physics, religious studies (in Catholic schools)
- **Graduation requirements:** Successful completion of examinations
- **Name of diploma/certificate/degree conferred upon completion:** Upon completion of mandatory education (9th year): Brevet Elementaire du Premier Cycle / Brevet D'Enseignement Fondamental (Reform). Upon completion of academic track for admission to tertiary education: Baccalauréat II (Traditional) / Diplôme d'Enseignement Secondaire (Reform)
- **Name of school leaving exams:** Bac 1 Baccalauréat 1ère partie- Bac 2 Baccalauréat 2ème partie
- **How to verify school leaving exams or diploma/certificate/degree:** Ministère de l'éducation nationale et de la formation professionnelle (MENFP): <http://menfp.gouv.ht>
- **Other credentials:** N/A
- **Standardized undergraduate admissions testing availability in-country and adviser recommendations:** SAT - three testing centers; ACT – not available; TOEFL – one testing center; IELTS – not available. Students also have the option of traveling to the nearby Dominican Republic or to the United States (Miami is 1:30 minutes from Port-au-Prince by plane).
- **Standardized undergraduate admissions test mean scores (as of 2020):** TOEFL: 66. SAT and ACT: Not available

Structure of University System

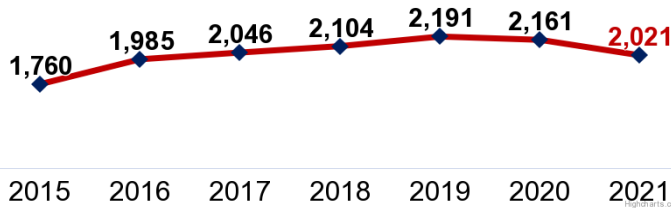
- **Years of study required to earn a bachelor's degree:** 4-5 years
- **Language of instruction in universities:** French
- **Years of required English instruction in universities:** Varies by major and university
- **Grading system and interpretation:** Out of 100
- **Degrees offered:** Associate's, bachelor's, master's, doctorate, professional degrees
- **Top fields of study/majors:** Business administration, management, law, education, linguistics, accounting, economics, public health, engineering, architecture, dentistry, medicine
- **Standardized graduate admissions testing availability / frequency offered in-country:** GRE – paper-based and iBT Home Edition available; GMAT – not available; TOEFL – one testing center; IELTS – not available
- **Standardized graduate admissions test mean scores (as of 2020):** TOEFL: 66. GMAT: 423. GRE: Verbal reasoning-143.8, Quantitative reasoning-143.4, Analytical Writing-3.1
- **Study Abroad:** The United States is the number three study abroad destination for Haitian students, after the Dominican Republic and France.

Educational Authorities and International Education Resources

- Ministry of Education/ Ministère de l'éducation (MENFP): <http://menfp.gouv.ht>
- EducationUSA advising centers in Haiti: One center at the U.S. embassy in Port-Au-Prince

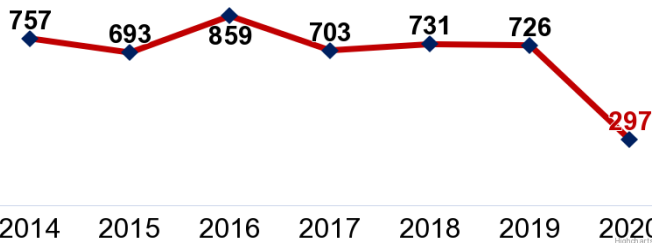


Honduran Students Studying in the U.S.



Source: 2021 Open Doors Report (published by IIE, funded by the U.S. Department of State)

U.S. Study Abroad Students in Honduras



Source: 2021 Open Doors Report (published by IIE, funded by the U.S. Department of State)

Students in U.S. by Academic Level	%	Number	% Change (2020 to 2021)
Undergraduate	64.0%	1294	-9.3%
Graduate	20.3%	411	1.7%
Non-Degree	2.0%	41	-51.8%
OPT	13.6%	275	11.8%

Students in U.S. by U.S. Institution Type	%
Associate's (Two-Year) Colleges	19.9%
Baccalaureate (Four-Year) Colleges	5.2%
Master's Colleges and Universities	14.5%
Doctorate-Granting Universities	57.9%
Special Focus Institutions	2.5%
Public Institutions	63.2%
Private Institutions	36.8%

Change in Students Studying in the U.S. from 2020 to 2021
-2.2%

Change in U.S. Study Abroad Students from 2019 to 2020
-59.1%

Source: 2021 Open Doors

Total Population

9,346,277

Population Aged 15-24

21.03%

Source: The World Fact Book

Top Five Receiving States

Texas
Florida
Louisiana
Georgia
Massachusetts

Source: 2021 Open Doors

Change in Student Visas Issued from 2019 to 2020

F 1.56%
J 0.73%
M 0.03%

*Based on fiscal year Oct. 1 – Sept. 30
Source: travel.state.gov

HIGHLIGHTS:

Honduras leads Central America steadily as the number one country in sending international students to the United States.

Top fields of academic interest for Honduran students are STEM, health sciences, business administration, social sciences, and fine and applied arts.

The slight increase in 2020-2021 in graduate student enrollment from Honduras demonstrates a trend of growing interest in U.S. graduate degrees.

The Government of Honduras offers the Becas Honduras 20/20 Program in support of graduate studies abroad through the International Graduate Scholarships Program initiative. Priority fields of study for this program are tourism, housing, textiles, agro-industry, manufacturing, and business.

Local sources of support for Honduran graduate students are Hondufuturo, which offers loans up to \$50,000; and Banco Atlántida, which partners with the Fulbright program to offer scholarships for MBAs and other degrees in business fields.



Honduras



- **Pre-high school (# of years):** 9 years
- **High school (# of years):** 2 years for the academic track and 3 years for the professional/technical track
- **Academic year calendar:** 2 academic calendars: September-June / February-November
- **Recommended times for U.S. institution visits:** October, November, January, March, April, May

Secondary Education (high school)

- **Language of instruction:** Primarily Spanish; several private bilingual/international schools offer full high school curriculum in English.
- **Years of mandatory English courses:** 12
- **Grading system and interpretation:** 0-100
- **Subjects required:** Spanish, sociology, history, foreign language, economics, philosophy, physical education, mathematics, physics, chemistry, biology, and psychology
- **Graduation requirements:** Completion of coursework (passing mark: 60%), social service/practicum, and national final exams
- **Name of diploma/certificate/degree conferred upon completion:** 1. Bachiller en Ciencias y Letras: awarded upon completion of a two-year upper secondary education program, considered the Ciclo Diversificado; 2. Bachiller Técnico: awarded upon completion of a two-to three-year professional upper secondary education program in a technical stream; Técnico Medio/Perito Mercantil: awarded upon completion of a three-year specialized upper secondary program
- **Name of school leaving exams:** National Final Exams
- **How to verify school leaving exams or diploma/certificate/degree:** Secretaría de Educación
- **Other credentials:** The IB diploma program is offered at the American School of Tegucigalpa. 12 SACS-accredited international schools offer both the U.S. and Honduran high school curriculum, granting students two high school diplomas upon graduation.
- **Standardized undergraduate admissions testing availability in-country and adviser recommendations:** SAT – eight testing centers; ACT – four testing centers; TOEFL – two testing centers; TOEFL iBT Home Edition available. IELTS – one testing center
- **Standardized undergraduate admissions test mean scores (as of 2020):** TOEFL: 87. SAT and ACT: not available

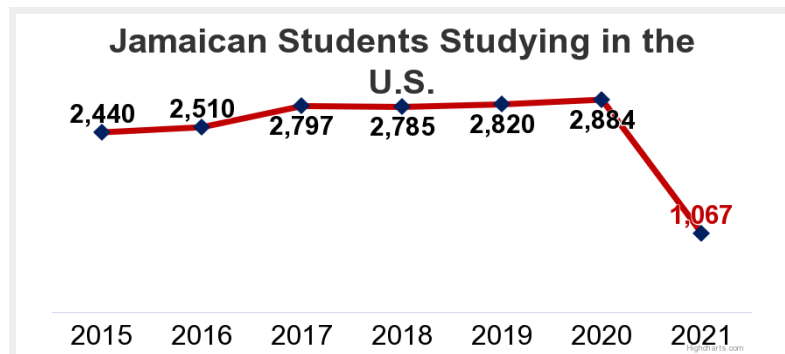
Structure of University System

- **Years of study required to earn a bachelor's degree:** 4 years
- **Language of instruction in universities:** Primarily Spanish
- **Years of required English instruction in universities:** Varies by university
- **Grading system and interpretation:** 0-100, passing grade: 70.
- **Degrees offered:** Técnico Universitario (Associate's)- 2 years, Licenciatura o Bachiller Universitario (Bachelor's)- 4 years, Maestría (Master's) - 2 years, Especialidad (Specialization) -1-3 years, Doctorado (Doctorate) - 4 years.
- **Top fields of study/majors:** Social sciences (business & law), education, engineering and health & social sciences.
- **Standardized graduate admissions testing availability / frequency offered in-country:** Prueba de Aptitud Académica (PAA) - applied as entrance examination by Honduran higher education institutions; GRE – one testing center; GMAT – one testing center; TOEFL – two testing centers; TOEFL iBT Home Edition available. IELTS – one testing center
- **Standardized graduate admissions test mean scores (as of 2020):** TOEFL: 87. GMAT: 515. GRE: Verbal Reasoning: 148.5, Quantitative Reasoning: 147.9, Analytical Writing: 3.5
- **Study Abroad:** The United States is the number one study abroad destination for Honduran students.

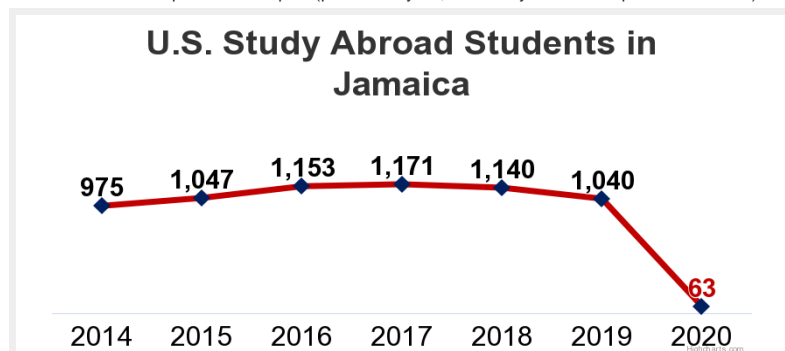
Educational Authorities and International Education Resources

- Secretaría de Educación de Honduras: <https://www.se.gob.hn/>
- Dirección de Educación Superior: <https://des.unah.edu.hn>
- Becas Honduras 20/20: <http://becashonduras2020.gob.hn>
- EducationUSA advising centers in Honduras: Two centers at the binational centers in San Pedro Sula (Central Cultural Sampedrano) and Tegucigalpa (Instituto Hondureño de Cultura Interamericana)





Source: 2021 Open Doors Report (published by IIE, funded by the U.S. Department of State)



Source: 2021 Open Doors Report (published by IIE, funded by the U.S. Department of State)

Students in U.S. by Academic Level	%	Number	% Change (2020 to 2021)
Undergraduate	58%	1,560	-14.2%
Graduate	25.4%	689	10.2%
Non-Degree	1.8%	48	37.1%
OPT	15%	417	2.7%

Students in U.S. by U.S. Institution Type	%
Associate's (Two-Year) Colleges	13.0%
Baccalaureate (Four-Year) Colleges	10.8%
Master's Colleges and Universities	19.8%
Doctorate-Granting Universities	55.0%
Special Focus Institutions	1.4%
Public Institutions	58.8%
Private Institutions	41.2%

Change in Students Studying in the U.S. from 2020 to 2021

5.0%

Change in U.S. Study Abroad Students from 2019 to 2020

-75.2%

Source: 2021 Open Doors

Total Population

11,198,240

Population Aged 15-24

20.71%

Source: The World Fact Book

Top Five Receiving States

Florida
New York
District of Columbia
Texas
Pennsylvania

Source: 2021 Open Doors

Change in Student Visas Issued from 2019 to 2020

F 1.9%
J 3.0%
M 0.0%

*Based on fiscal year Oct. 1 – Sept. 30
Source: travel.state.gov

HIGHLIGHTS:

Jamaica is the top sending country of international students from the Caribbean region to the United States.

Jamaican students seek professional advancement through graduate degrees and short-term skills enhancement programs.

Top fields of academic interest for undergraduate study are business, education, and nursing. Top fields for graduate study are health-related sciences, law, psychology and education.

Other programs of interest for Jamaican students include internships, athletics, and leadership development.

The University of the West Indies – Jamaica campus is interested in establishing more partnerships in support of student and faculty mobility to and from the United States.

U.S. government programs in support of education and exchanges include Fulbright, Humphrey, YLAI, IVLP, and the Youth Ambassadors Program.

- **Pre-high school (# of years):** 9 years (6 of primary, 3 of secondary)





- **High school (# of years):** 2 years compulsory (Forms 4-5), with some high schools offering an option of 2 additional years (6th Form) to prepare for higher education institutions
- **Academic year calendar:** September-June
- **Recommended times for U.S. institution visits:** January, February, early March, late September, October, early-to-mid-November

Secondary Education (high school)

- **Language of instruction:** English
- **Years of mandatory English courses:** 13
- **Grading system and interpretation:** Exams can be taken at either the Basic or General Proficiency levels, with the latter being more common. Exams are graded on a 1 to 6 scale (up to 7, if A-Level). 1 is a pass with distinction, 2 is a pass with credit, 3 is a satisfactory-level pass, and 4 and above is either a failure, or a 'basic-level' pass.
- **Subjects required:** English and math
- **Graduation requirements:** 8 academic subjects to sit under the Caribbean Examinations Council's O-Levels at the end of Form 5
- **Name of diploma/certificate/degree conferred upon completion:** Caribbean Secondary Education Certificate (CSEC)
- **Name of school leaving exams:** Caribbean Secondary Education Certificate (CSEC) examination and Caribbean Advanced Proficiency Examination (CAPE)
- **How to verify school leaving exams or diploma/certificate/degree:** Caribbean Examinations Council
- **Other credentials:** IB Diploma program offered in two international high schools in Kingston
- **Standardized undergraduate admissions testing availability in-country and adviser recommendations:** SAT – six testing centers; ACT – not available
- **Standardized undergraduate admissions test mean scores (as of 2020):** TOEFL: 90. SAT: N/A. ACT: N/A

Structure of University System

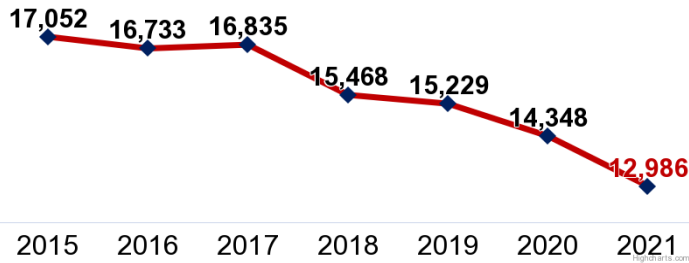
- **Years of study required to earn a bachelor's degree:** 3 years
- **Language of instruction in universities:** English
- **Years of required English instruction in universities:** All (Language of Instruction)
- **Grading system and interpretation:** Out of 100
- **Degrees offered:** Associate's, bachelor's, master's, LL.B., MD, and doctorate
- **Top fields of study/majors:** Medicine and law
- **Standardized graduate admissions testing availability / frequency offered in-country:** GRE – iBT Home Edition available; GMAT – two testing centers
- **Standardized graduate admissions test mean scores (as of 2020):** TOEFL: 90. GMAT: 443. GRE: Verbal reasoning-149.0, Quantitative reasoning-145.7, Analytical Writing-3.6
- **Study Abroad:** The United States is the number one study abroad destination for Jamaican students, followed by Canada (with a significant difference).

Educational Authorities and International Education Resources

- Ministry of Education: <https://moey.gov.jm/>
- The University of the West Indies - Jamaica: <https://www.mona.uwi.edu>
- EducationUSA advising centers in Jamaica: One center at the U.S. Embassy Kingston



Mexican Students Studying in the U.S.



Source: 2021 Open Doors Report (published by IIE, funded by the U.S. Department of State)

Change in Students Studying in the U.S. from 2020 to 2021
-9.5%

Change in U.S. Study Abroad Students from 2019 to 2020
-52.7%

Source: 2021 Open Doors

Total Population

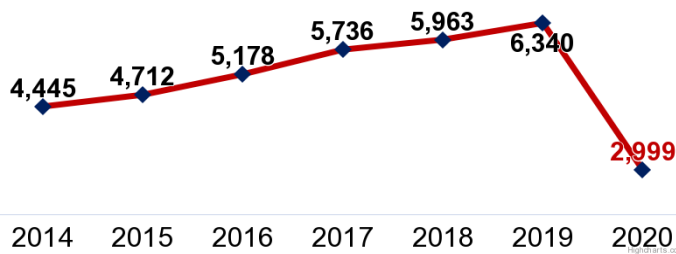
130,207,371

Population Aged 15-24

16.77%

Source: The World Fact Book

U.S. Study Abroad Students in Mexico



Source: 2021 Open Doors Report (published by IIE, funded by the U.S. Department of State)

Top Five Receiving States

Texas
 California
 New York
 Massachusetts
 Florida

Source: 2021 Open Doors

Change in Student Visas Issued from 2019 to 2020

F 0.36%
J 0.30%
M 0.02%

*Based on fiscal year Oct. 1 – Sept. 30
 Source: travel.state.gov

Students in U.S. by Academic Level

	%	Number	% Change (2020 to 2021)
Undergraduate	56.2%	7303	-8.6%
Graduate	29.2%	3788	-0.8%
Non-Degree	2.8%	358	56.0%
OPT	11.8%	1537	-10.9%

Students in U.S. by U.S. Institution Type

	%
Associate's (Two-Year) Colleges	17.6%
Baccalaureate (Four-Year) Colleges	4.0%
Master's Colleges and Universities	8.4%
Doctorate-Granting Universities	67.4%
Special Focus Institutions	2.6%
Public Institutions	67.9%
Private Institutions	32.1%

HIGHLIGHTS:

Mexico ranks ninth worldwide in sending international students to the United States.

On the hosting side, Mexico ranks twelfth worldwide, as a study abroad destination for U.S. students.

Top fields of academic interest of Mexican students in the United States are business administration, STEM and health-related sciences, social sciences, and fine and applied arts.

Other programs of interest for Mexican students are academic year abroad, short-term summer/winter programs, professional certificates, ESL programs (4 weeks - 6 months), research opportunities, and internships.

Demand for graduate programs is increasing.

Mexico ranks sixth in sending students to community colleges reflecting interest in affordable, flexible, and professional options for career advancement and workforce development.





- **Pre-high school (# of years):** 9 years
- **High school (# of years):** 3 years
- **Academic year calendar:** August-June
- **Recommended times for U.S. institution visits:** August-November; March-May; Avoid major holidays such as Christmas, Easter/Spring break, and Day of the Dead (November).

Secondary Education (high school)

- **Language of instruction:** Primarily Spanish.
- **Years of mandatory English courses:** Mandatory from pre-school to junior secondary school according to SEP's National English Program in Basic Education. Additionally, the Bachillerato General program includes four semesters of foreign language instruction during the first two years of high school.
- **Grading system and interpretation:** Mexico does not have a standardized assessment system. A range of grading scales are used; however, the three most common grading scales are: a) 0-10, passing grade is 6; b) 0-100, passing grade is 60; c) Fail/Not Sufficient/Not Accredited to Very Good, passing grade is "satisfactory".
- **Subjects required:** In 2008, the federal government introduced a national curriculum framework (marco curricular común) and high school system (sistema nacional de bachillerato), defining learning outcomes in mathematics, Spanish, English, biology, chemistry, physics, geography, history, and economics. While its adoption is voluntary, 4,284 Mexican schools enrolling 52 percent of students have implemented the system as of 2019, and more are expected to join. In SEP's Bachillerato General, students must complete 31 courses in the first four semesters of high school under five main areas of knowledge and competencies: mathematics (4), natural and experimental sciences (8), social sciences (6), humanities (9), and communications (4). Additionally, during the last two semesters, students select a specialized track in which they will complete eight final courses among these five fields.
- **Graduation requirements:** Completion of courses and credits established by high school system.
- **Name of diploma/certificate/degree conferred upon completion:** The Certificado de Estudios de nivel medio superior (preparatoria or bachillerato) is the final transcript issued by the secondary school or by the university which dictates the high school curriculum.
- **Name of school leaving exams:** N/A
- **How to verify school leaving exams or diploma/certificate/degree:** High schools are administered by the federal government (SEP), state governments, and autonomous institutions (mostly large public universities such as UNAM and IPN). Certificates are issued by these entities.
- **Other credentials:** IB Diploma program limited but available; AP program limited but available.
- **Standardized undergraduate admissions testing availability in-country and adviser recommendations:** ACT: 14 centers, one to five dates; TOEFL: available in 36 cities from one to fifteen dates each year per location; SAT: 21 centers-two to seven dates per center; IELTS: 28 test locations, one to twelve dates available.
- **Standardized undergraduate admissions test mean scores (as of 2020):** TOEFL: 88. SAT: N/A. ACT: N/A.

Structure of University System

- **Years of study required to earn a bachelor's degree:** The Licenciado and Título Profesional require between four to six years. Common five-year programs include accounting, economics, engineering, law, dentistry, veterinary sciences, and architecture. Medicine is a six-year program.
- **Language of instruction in universities:** Primarily Spanish.
- **Years of required English instruction in universities:** Varies by university.
- **Grading system and interpretation:** Mexico does not have a standardized assessment system. A range of grading scales are used; however, the three most common grading scales are: a) 0-10, passing grade is 6; b) 0-100, passing grade is 60; c) Fail/Not Sufficient/Not Accredited to Very Good, passing grade is "satisfactory".
- **Degrees offered:** Associate degrees: Técnico Superior Universitario and Profesional Asociado.; Bachelor's degrees: Licenciatura and Título Profesional; Graduate degrees: Maestría (master's degree) and Doctorado (doctorate). Especialidad is not a degree, a diploma may be awarded, but not a "grado" (degree).
- **Top fields of study/majors:** Engineering & technology, social sciences, humanities, medicine & health, natural sciences and agricultural sciences.





- **Standardized graduate admissions testing availability / frequency offered in-country:** TOEFL: available in 36 cities from one to fifteen dates each year per location; IELTS: 25 test locations, one to twelve dates available; GRE: frequently available in major cities (computer-based); GMAT: only available in Mexico City, Monterrey and Guadalajara.
- **Standardized graduate admissions test mean scores (as of 2020):** GRE: Verbal reasoning-149.1, Quantitative reasoning-149.7, Analytical Writing-3.3. GMAT: 534. TOEFL: 88.
- **Study Abroad:** The United States is the top study abroad destination for Mexican students. The majority of students are at the undergraduate level seeking degree programs or short-term exchanges for credit.

Educational Authorities and International Education Resources

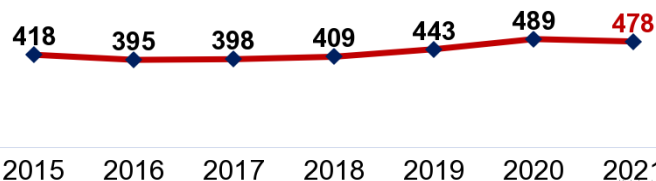
- Secretary of Public Education: <https://www.gob.mx/sep/en>; Scholarships: <https://www.becas.sep.gob.mx>
- Consejo para la Acreditación de la Educación Superior, A.C. (COPAES): <https://www.copaes.org/>
- Consejo Nacional de Ciencia y Tecnología (CONACYT): <http://www.conacyt.gob.mx>; <https://conacyt.mx/servicios-en-linea/sistema-de-becas/>
- Asociación Nacional de Universidades de Instituciones de Educación Superior (ANUIES): <http://www.anui.es.mx>; Scholarships: <http://becas.anui.es.mx>
- Federación de Instituciones Mexicanas Particulares de Educación Superior (FIMPES): <https://www.fimpes.org.mx/index.php/home/que-es-fimpes>
- Asociación Mexicana para la Educación Internacional A.C. (AMPEI): <http://ampe.org.mx/queEsAmpei.php>
- EducationUSA advising centers in Mexico: 26 Centers - Chihuahua, Ciudad Juárez, Cuernavaca, Culiacán, Guadalajara (2), Hermosillo (2), León, Mérida, Mexicali, Mexico City, Monterrey, Morelia, Oaxaca, Pachuca, Puebla, Querétaro, San Cristobal de la Casas, San Luis Potosí, Tlaxcala, Tijuana, Tuxtla Gutiérrez, Veracruz, Xalapa, Zacatecas.



Nicaragua

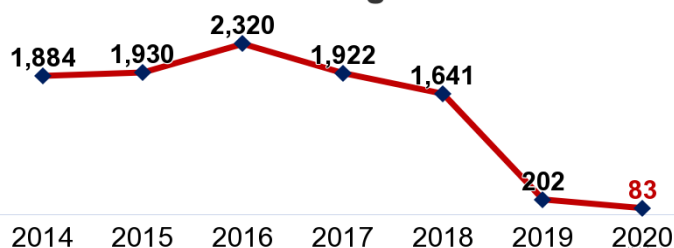


Nicaraguan Students Studying in the U.S.



Source: 2021 Open Doors Report (published by IIE, funded by the U.S. Department of State)

U.S. Study Abroad Students in Nicaragua



Source: 2021 Open Doors Report (published by IIE, funded by the U.S. Department of State)

Students in U.S. by Academic Level	%	Number	% Change (2020 to 2021)
Undergraduate	63.6%	304	-2.3%
Graduate	23.0%	110	3.8%
Non-Degree	1.3%	6	-76.0%
OPT	12.1%	58	23.4%

Students in U.S. by U.S. Institution Type	%
Associate's (Two-Year) Colleges	12.3%
Baccalaureate (Four-Year) Colleges	9.5%
Master's Colleges and Universities	14.2%
Doctorate-Granting Universities	61.9%
Special Focus Institutions	2.1%
Public Institutions	55.2%
Private Institutions	44.8%

Change in Students Studying in the U.S. from 2020 to 2021
8.8%

Change in U.S. Study Abroad Students from 2019 to 2020
-58.9%

Source: 2021 Open Doors

Total Population

6,243,931

Population Aged 15-24

19.51%

Source: The World Fact Book

Top Five Receiving States

Florida
Texas
Pennsylvania
Indiana
Alabama

Source: 2021 Open Doors

Change in Student Visas Issued from 2019 to 2020

F 1.20%
J 0.86%
M 0.01%

*Based on fiscal year Oct. 1 – Sept. 30
Source: travel.state.gov

HIGHLIGHTS:

In 2020-2021, Nicaraguan student interest in graduate programs resulted in a slight increase in enrollments.

Nicaragua had the highest number of student registrations from Central America in the 2021 EducationUSA Western Hemisphere Virtual Fair, which demonstrates that Nicaraguans are interested in studying abroad.

Top fields of study for Nicaraguan students are business, engineering, and English.

EducationUSA Nicaragua continues to increase its virtual presence through social media "live" events and campaigns, including virtual information sessions for the general public, virtual student cohort sessions, and the Opportunity Funds program.

EducationUSA Nicaragua works closely with networks of local high school counselors to reach more students.





- **Pre-high school (# of years):** 6 years
- **High school (# of years):** 5 years
- **Academic year calendar:** February-December
- **Recommended times for U.S. institution visits:** May, Late August, September, October

Secondary Education (high school)

- **Language of instruction:** Spanish
- **Years of mandatory English courses:** 5 years
- **Grading system and interpretation:** Out of 100, passing grade is 60
- **Subjects required:** Spanish: 5 years, math: 5 years, science: 5 years (biology: 1 year, chemistry: 2 years, physics: 2 years), social science: 5 years (history, geography, civics, sociology, economics), English: 2 years, physical education: 5 years, computer science: 3-5 years
- **Graduation requirements:** Students need to complete all their required subjects to obtain the Bachillerato.
- **Name of diploma/certificate/degree conferred upon completion:** High school diploma
- **Name of school leaving exams:** N/A
- **How to verify school leaving exams or diploma/certificate/degree:** Ministerio de Educación, Cultura y Deportes (MINED)
- **Other credentials:** IB Diploma program is available in two international schools in Managua; the AP program is offered at the American School of Managua.
- **Standardized undergraduate admissions testing availability in-country and adviser recommendations:** SAT—three testing centers; ACT—one test center; TOEFL—three testing centers. TOEFL—iBT Home Edition available
- **Standardized undergraduate admissions test mean scores (as of 2020):** TOEFL: 86. SAT and ACT: not available

Structure of University System

- **Years of study required to earn a bachelor's degree:** 5 years
- **Language of instruction in universities:** Spanish
- **Years of required English instruction in universities:** Public universities: 2 years; private universities: 3-5 years
- **Grading system and interpretation:** Out of 100, passing grade is 70
- **Degrees offered:** Técnico Superior (associate's), Licenciado (bachelor's), Maestría (master's)
- **Top fields of study/majors:** Business and economics, engineering, tourism, and education
- **Standardized graduate admissions testing availability / frequency offered in-country:** GRE—Paper-based testing available in one center; TOEFL—three testing centers. TOEFL—iBT Home Edition available
- **Standardized graduate admissions test mean scores (as of 2020):** TOEFL: 86. GMAT: 514. GRE: Verbal Reasoning: 147.8, Quantitative Reasoning: 147.0, Analytical Writing: 3.3
- **Study Abroad:** The United States is the number two study abroad destination for Nicaraguan students, after Costa Rica.

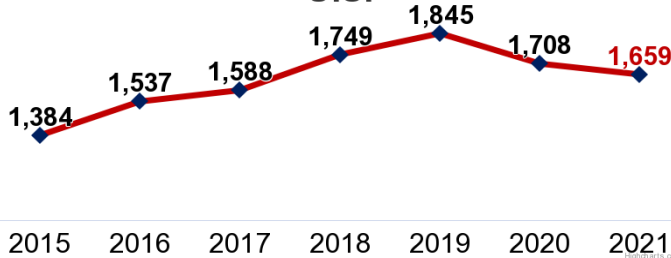
Educational Authorities and International Education Resources

- Ministerio de Educación (MINED): <https://www.mined.gob.ni>
- Consejo Nacional de Universidades (CNU): <http://www.cnu.edu.ni>
- Consejo Nacional de Evaluación y Acreditación (CNEA): <http://www.cnea.edu.ni>
- EducationUSA advising centers in Nicaragua: 1 center at the Central Cultural Nicaragüense Norteamericano in Managua

Panama

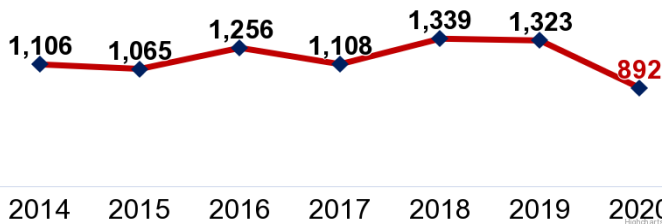


Panamanian Students Studying in the U.S.



Source: 2021 Open Doors Report (published by IIE, funded by the U.S. Department of State)

U.S. Study Abroad Students in Panama



Source: 2021 Open Doors Report (published by IIE, funded by the U.S. Department of State)

Students in U.S. by Academic Level	%	Number	% Change (2020 to 2021)
Undergraduate	66.4%	1101	-4.2%
Graduate	14.1%	234	-2.5%
Non-Degree	6.4%	106	19.1%
OPT	13.1%	218	-5.2%

Students in U.S. by U.S. Institution Type	%
Associate's (Two-Year) Colleges	3.2%
Baccalaureate (Four-Year) Colleges	3.9%
Master's Colleges and Universities	12.4%
Doctorate-Granting Universities	76.8%
Special Focus Institutions	3.7%
Public Institutions	55.5%
Private Institutions	44.5%

Change in Students Studying in the U.S. from 2020 to 2021
0.5%

Change in U.S. Study Abroad Students from 2019 to 2020
-32.6%

Source: 2021 Open Doors

Total Population

3,928,646

Population Aged 15-24

16.59%

Source: The World Fact Book

Top Five Receiving States

Florida
Arkansas
Pennsylvania
Indiana
Massachusetts

Source: 2021 Open Doors

Change in Student Visas Issued from 2019 to 2020

F 2.27%
J 0.55%
M 0.09%

*Based on fiscal year Oct. 1 – Sept. 30
Source: travel.state.gov

HIGHLIGHTS:

Since 2020, the EducationUSA center in Panama has provided advising, information sessions and webinars, and workshops to thousands of students. The center is hosted by City of Knowledge (Ciudad del Saber) and works closely with the U.S. embassy, as well as local government programs such as Senacyt, Panama Bilingüe and IFARHU.

Panama is the second largest sending country of students to the United States from the Central America region.

Top fields of academic interest include law, accounting and finance, biology and biotechnology, and environmental studies.

Knowledge in Panama is a consortium of public and private universities, nonprofit foundations, and government institutions involved in higher education and research in the Republic of Panama.

Panama hosts 15 foreign academic institutions, as well as biotechnology, medical, and IT companies, and is the United Nations' regional hub for Latin America. Being an important destination in the region, Panama attracts students, academics, and researchers.





- **Pre-high school (# of years):** 9 years
- **High school (# of years):** 3 years
- **Academic year calendar:** March-December
- **Recommended times for U.S. institution visits:** April, June, September-October

Secondary Education (high school)

- **Language of instruction:** Primarily Spanish, some English schools
- **Years of mandatory English courses:** 12
- **Grading system and interpretation:** Diverse grading scales are used. Some schools use the 1-5 point system (passing grade: 3), as well as 0-100 (passing grade: 60). In order to determine a student's GPA, Panama uses a 0-3 point scale.
- **Subjects required:** Spanish, math, science, social science (history, geography), English, physical education, computer science
- **Graduation requirements:** Pass final examinations
- **Name of diploma/certificate/degree conferred upon completion:** Diploma Bachiller
- **Name of school leaving exams:** National Final examinations are conducted by the Ministry of Education.
- **How to verify school leaving exams or diploma/certificate/degree:** Ministry of Education
- **Other credentials:** The IB Diploma program is available at three international schools in Panama.
- **Standardized undergraduate admissions testing availability in-country and adviser recommendations:** SAT—five testing centers; AC—two testing centers; TOEFL—iBT Home Edition available; IELTS—one testing center.
- **Standardized undergraduate admissions test mean scores (as of 2020):** TOEFL: 86. SAT and ACT: not available

Structure of University System

- **Years of study required to earn a bachelor's degree:** 4 years
- **Language of instruction in universities:** Spanish
- **Years of required English instruction in universities:** 12 English levels
- **Grading system and interpretation:** 0-100, passing grade: 60
- **Degrees offered:** Técnico Superior (associate's), Licenciatura (bachelor's), Maestría (master's) and Doctorado (doctorate)
- **Top fields of study/majors:** Business administration, architecture, law, medicine, education
- **Standardized graduate admissions testing availability / frequency offered in-country:** TOEFL and GRE: iBT Home Editions available
- **Standardized graduate admissions test mean scores (as of 2020):** TOEFL: 86. GMAT: 541. GRE: Verbal Reasoning: 147.0, Quantitative Reasoning: 148.3, Analytical Writing: 3.3
- **Study Abroad:** The United States is the number one study abroad destination for Panamanian students.

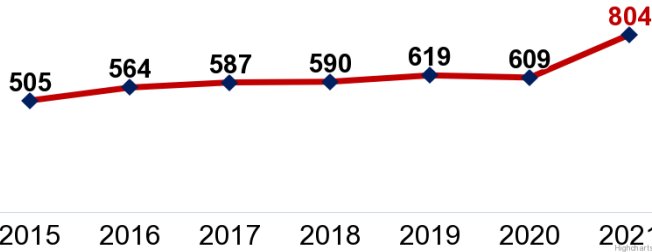
Educational Authorities and International Education Resources

- Ministry of Education (Ministerio de Educación): <http://www.educapanama.edu.pa> / <http://www.meduca.gob.pa>
- Secretaria Nacional de Ciencia, Tecnología e Innovación (SENACYT): <http://www.senacyt.gob.pa>
- Instituto para la Formación y Aprovechamiento de Recursos Humanos (IFARHU): <https://www.ifarhu.gob.pa>
- EducationUSA advising centers in Panama: 1 center, based at City of Knowledge (Ciudad del Saber)

Paraguay



Paraguayan Students Studying in the U.S.



Source: 2021 Open Doors Report (published by IIE, funded by the U.S. Department of State)

U.S. Study Abroad Students in Paraguay



Source: 2021 Open Doors Report (published by IIE, funded by the U.S. Department of State)

Students in U.S. by Academic Level	%	Number	% Change (2020 to 2021)
Undergraduate	41.3%	332	-13.3%
Graduate	15.4%	124	2.5%
Non-Degree	34.5%	277	610.3%
OPT	8.8%	71	7.6%

Students in U.S. by U.S. Institution Type	%
Associate's (Two-Year) Colleges	2.85%
Baccalaureate (Four-Year) Colleges	5.11%
Master's Colleges and Universities	13.35%
Doctorate-Granting Universities	77.41%
Special Focus Institutions	1.28%
Public Institutions	71.45%
Private Institutions	28.55%

Change in Students Studying in the U.S. from 2020 to 2021
32.0%

Change in U.S. Study Abroad Students from 2019 to 2020
-70.2%

Source: 2021 Open Doors

Total Population

7,272,639

Population Aged 15-24

17.71%

Source: The World Fact Book

Top Five Receiving States

Kansas
Massachusetts
Florida
New York
California

Source: 2021 Open Doors

Change in Student Visas Issued from 2019 to 2020

F -49.83%
J -16.34%
M -71.43%

*Based on fiscal year Oct. 1 – Sept. 30
Source: travel.state.gov

HIGHLIGHTS:

Paraguay had a 32 percent increase in the number of students at U.S. colleges and universities in 2021, despite the pandemic. The Paraguayan foreign government scholarships for graduate programs, Becas Antonio Carlos Lopez (BECAL), added a new online master's scholarship program, making Paraguay the first country to adapt to the new reality in the region, and therefore, sharply increase the number of students attending U.S. higher education institutions (HEIs) virtually. EducationUSA offices have also experienced an 80 percent increase since 2019 of students seeking information on study in the United States. The U.S. Embassy and EducationUSA in Paraguay have been holding online webinars to promote U.S. embassy-driven Fulbright scholarships. In the past year, the Paraguayan government increased Fulbright-CAL government scholarships to the country by nearly 70 percent. The Kansas-Paraguay Partners of the Americas out-of-state tuition waiver agreements have also contributed to a steady flow of Paraguayan students attending U.S. HEIs in Kansas. Paraguayan EducationUSA advisers provide cohort advising services for students in the Competitive College and Opportunity Funds programs, helping students from diverse backgrounds pursue U.S. higher education opportunities. A new EducationUSA office was inaugurated in early 2022 in Hernandarias.





- **Pre-high school (# of years):** 13 years (including pre-school, which is mandatory in Paraguay)
- **High school (# of years):** 3 (Grades 10-12)
- **Academic year calendar:** February 15 - November 30
- **Recommended times for U.S. institution visits:** Most schools are open to receiving U.S. institutional visits throughout the months of March, April, and May for the first semester, as well as August and September for the second semester. In June, sports competitions are common, and in July, there are two-to-three weeks of winter break. During October and November, most students are busy taking their final exams, so schools do not usually receive many visitors. The summer holiday typically runs from December through mid- or end-of February.

During the pandemic, please contact REAC for travel information (rmoriconi@educationusa.org)

Secondary Education (high school)

- **Language of instruction:** Spanish
- **Years of mandatory English courses:** Average of 3 years in both public and private schools
- **Grading system and interpretation:** Scale of 1 to 5: 5: Excellent, 4: Very Good, 3: Good, 2: Regular, 1: Fail
- **Subjects required:** Spanish language arts and literature, Guaraní language arts, natural science and health, physics, chemistry, math, history and geography, ethics and discipline in the civil service, psychology, economics, philosophy, anthropology, physical education, arts, community service, and pedagogy.
- **Graduation requirements:** Pass required subjects with a minimum of 2 out of 5, depending on each high school's curriculum requirements as established by the Ministry of Education (MoE).
- **Name of diploma/certificate/degree conferred upon completion:** Bachillerato (Baccalaureate)
- **Name of school leaving exams:** Paraguayan students do not have a test to graduate high school, but they have to present a mandatory final project.
- **How to verify school leaving exams or diploma/certificate/degree:** Look for the school authorities' signature and/or school's stamp.
- **Other credentials:** N/A
- **Standardized undergraduate admissions testing availability in-country and adviser recommendations:** TOEFL is administered regularly at the CCPA and the Stael Ruffinelli de Ortiz English Institute. SAT is administered four times per year, and ACT is offered five times per year, both at the American School of Asunción (ASA).
- **Standardized undergraduate admissions test mean scores (as of 2020):** TOEFL: Reading: 21, Listening: 23, Speaking: 22, Writing: 22, Total: 88

Structure of University System

- **Years of study required to earn a bachelor's degree:** 4 or 5 (depending on the area of study). Most students graduate in 8 to 10 semesters.
- **Language of instruction in universities:** Spanish
- **Years of required English instruction in universities:** English is optional in most universities. However, in the "Universidad Americana," six months of English (one semester) is required for part-time students, and one year is required for online students.
- **Grading system and interpretation:** Paraguay/ United States/ Evaluation 5=A, A- Excellent; 4=B+, B, B-=Good; 3=C+, C, C-=Regular/Average; 2=D+, D, D- Acceptable; 1 F Insufficient
- **Degrees offered:** Bachelor of Arts/Science (licenciatura), specialization (especialización), master's (magister), PhD (doctorado)
- **Top fields of study/majors:** Economics, law, agricultural sciences, engineering, and medicine.
- **Standardized graduate admissions testing availability / frequency offered in-country:** All offered at CCPA. GMAT: Three times a week, but only one student can take it each time. GRE: Every other month, depending on the demand. TOEFL: Three times a month except in January (two times) and July (once)
- **Standardized graduate admissions test mean scores (as of 2020):** TOEFL Mean Scores: Reading: 21, Listening: 23, Speaking: 22, Writing: 22, Total: 88. GRE Mean Scores: Verbal Reasoning: 151.4, Quantitative Reasoning: 153.7, Analytical Writing: 3.6. GMAT Mean Total Score: 561





- **Study Abroad:** The United States and Europe are popular study abroad destinations for Paraguayans. "Kansas-Paraguay Partners" sends between 60-80 Paraguayan students to Kansas every year.

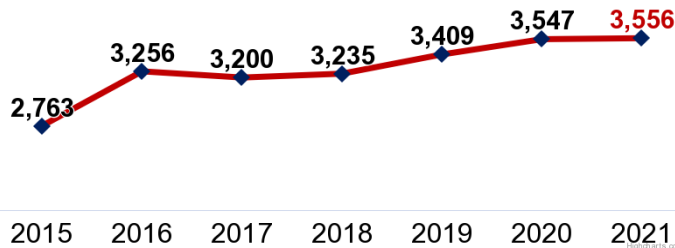
Educational Authorities and International Education Resources

- **Scholarships offered for study in the U.S.**
 - Beca Carlos Antonio López: <http://www.becal.gov.py/>: Paraguayan government graduate scholarships for Master's degrees (also virtual) and PhDs abroad. The program covers up to 300 annual scholarships for students that are accepted to any of the top 300 universities in the world or the top 100 programs, using criteria established by the government of Paraguay.
 - Becas Fulbright: <https://py.usembassy.gov/education-culture/exchange-programs/fulbright-program/>. U.S.-Paraguayan binational commission.
 - Programa Global UGRAD: <https://py.usembassy.gov/es/education-culture-es/cultural-programs-es/>. An exchange program administered by U.S. Embassy Paraguay for non-degree undergraduate students to spend a semester at a U.S. college or university.
- **Educational Authorities:**
 - Ministerio de Educacion y Ciencias: <http://www.mec.gov.py>. This website for the Ministry of Education in Paraguay has information about all levels of study in the country, from elementary school to higher education.
 - Consejo Nacional de Educación Superior: <http://www.cones.gov.py/>. This website for the Higher Education National Council has information about higher education institutions and their legislation in the country.
 - Agencia Nacional de Evaluación y Acreditación de la Educación Superior: <http://www.aneaes.gov.py/aneaes/>
- **EducationUSA advising centers in Paraguay:** Asuncion, Ciudad Del Este, San Lorenzo, and Hernandarias



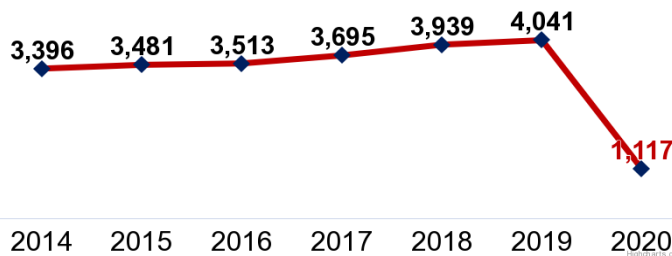


Peruvians Students Studying in the U.S.



Source: 2021 Open Doors Report (published by IIE, funded by the U.S. Department of State)

U.S. Study Abroad Students in Peru



Source: 2021 Open Doors Report (published by IIE, funded by the U.S. Department of State)

Students in U.S. by Academic Level	%	Number	% Change (2020 to 2021)
Undergraduate	47.00%	1,672	0.7%
Graduate	31.10%	1,107	-2.6%
Non-Degree	6.5%	232	3.1%
OPT	15.3%	545	3.8%

Students in U.S. by U.S. Institution Type	%
Associate's (Two-Year) Colleges	9.24%
Baccalaureate (Four-Year) Colleges	4.24%
Master's Colleges and Universities	9.31%
Doctorate-Granting Universities	73.15%
Special Focus Institutions	4.06%
Public Institutions	56.18%
Private Institutions	43.82%

Change in Students Studying in the U.S. from 2020 to 2021

0.3%

Change in U.S. Study Abroad Students from 2019 to 2020

-72.4%

Source: 2021 Open Doors

Total Population

32,201,224

Population Aged 15-24

17.21%

Source: The World Fact Book

Top Five Receiving States

Florida
New York
California
Massachusetts
Texas

Source: 2021 Open Doors

Change in Student Visas Issued from 2019 to 2020

F -66.67%
J -16.00%
M -34.62%

*Based on fiscal year Oct. 1 – Sept. 30
Source: travel.state.gov

HIGHLIGHTS:

According to Open Doors, Peru is the only country in the Andean Region of South America that had a stable number of students studying in the United States in 2020-2021 (with a 0.3% increase). This positive development is likely due to an increase in institutional partnerships and Peruvian students' flexibility to begin their studies online while travel restrictions were in place.

PRONABEC, Peru's government agency for scholarship programs, funds graduate education in the United States through the "Beca Generacion del Bicentenario." The scholarship covers master's and doctoral studies in STEM, public policy, and education.

The Government of Peru has built elite public high schools called "Colegios de Alto Rendimiento" across the country to educate the best students in Peru, regardless of their economic background, with intensive English training and International Baccalaureate curriculum. EducationUSA advisers work closely with these schools ensuring students receive regular advising and information about studies in the U.S.





- **Pre-high school (# of years):** 6
- **High school (# of years):** 5
- **Academic year calendar:** March-December
- **Recommended times for U.S. institution visits:** April and September

Secondary Education (high school)

- **Language of instruction:** Spanish
- **Years of mandatory English courses:** 5 years
- **Grading system and interpretation:** 1-20 (11 is minimum passing grade)
- **Name of diploma/certificate/degree conferred upon completion:** Diploma de Graduacion
- **Name of school leaving exams:** There is no standardized exam.
- **How to verify school leaving exams or diploma/certificate/degree:** With each school, EducationUSA offices, or the Ministry of Education
- **Other credentials:** Several high schools are implementing the IB program.
- **Standardized undergraduate admissions testing availability in-country and adviser recommendations:** SAT, ACT, TOEFL, and IELTS
- **Standardized undergraduate admissions test mean scores (as of 2020):** TOEFL IBT: 88

Structure of University System

- **Years of study required to earn a bachelor's degree:** 5 years
- **Language of instruction in universities:** Spanish
- **Years of required English instruction in universities:** 3 years or English certificate proving intermediate/high English level is required for graduation.
- **Grading system and interpretation:** 1-20 (11 is the minimum passing grade). It is not common for students to achieve the maximum grading score, as universities usually assign low grades. Therefore, class ranking is also a good indicator.
- **Degrees offered:** Bachelor's, master's, and doctorate degrees
- **Top fields of study/majors:** Engineering, business and management, law
- **Standardized graduate admissions testing availability / frequency offered in-country:** GRE, GMAT, TOEFL, IELTS
- **Standardized graduate admissions test mean scores (as of 2020):** GRE: 149.3 (V), 154.5 (Q); TOEFL IBT: 88
- **Study Abroad:** According to UNESCO the U.S. is the number two study abroad destination for Peruvians after Argentina.

Educational Authorities and International Education Resources

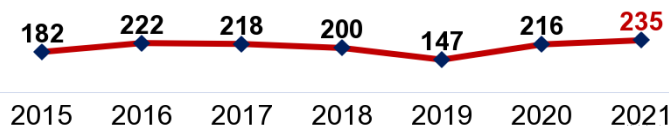
- Ministry of Education: www.minedu.gob.pe, webmaster@minedu.gob.pe, (511) 615 5800
- PRONABEC: www.pronabec.gob.pe, (511) 612 8230
- EducationUSA advising centers in Peru: Arequipa, Chiclayo, Cusco, Huancayo, Ilo, Lima, Fulbright Peru (Lima), Puno (reference center), Piura, Tacna, Trujillo

Student Mobility Facts and Figures

St. Kitts and Nevis



Kittitian Students Studying in the U.S.



Source: 2021 Open Doors Report (published by IIE, funded by the U.S. Department of State)

U.S. Study Abroad Students in St. Kitts and Nevis



Source: 2021 Open Doors Report (published by IIE, funded by the U.S. Department of State)

Students in U.S. by Academic Level	%	Number	% Change (2020 to 2021)
Undergraduate	74.9%	176	26%
Graduate	19.6%	46	-2.1%
Non-Degree	0.4%	1	-75.0%
OPT	5.1%	12	-52%

Students in U.S. by U.S. Institution Type	%
Associate's (Two-Year) Colleges	4.6%
Baccalaureate (Four-Year) Colleges	13.4%
Master's Colleges and Universities	48.6%
Doctorate-Granting Universities	31.9%
Special Focus Institutions	1.4%
Public Institutions	55.6%
Private Institutions	44.4%

Change in Students Studying in the U.S. from 2020 to 2021
8.8%

Change in U.S. Study Abroad Students from 2019 to 2020
-64.9%

Source: 2021 Open Doors

Total Population

54,149

Population Aged 15-24

13.46%

Source: The World Fact Book

Top Five Receiving States

New York
Texas
Virgin Islands
Florida
District of Columbia

Source: 2021 Open Doors

Change in Student Visas Issued from 2019 to 2020

F 2.5%
J 0.4%
M 0.0%

*Based on fiscal year Oct. 1 – Sept. 30
Source: travel.state.gov

HIGHLIGHTS:

The U.S. Embassy in Bridgetown coordinates EducationUSA advising throughout the Eastern Caribbean.

Opportunities to consider when recruiting in St. Kitts and Nevis: 2+2 model (transfer from local state college to U.S. 4-year institution) through articulation agreements; increased employer (private and public) emphasis on academic and professional development for promotion; competition for jobs through CSME has highlighted the need for pursuing tertiary education; greater emphasis by athletes' coaches to benefit from scholarship opportunities.

Dual nationals (U.S. and Kittitian) are interested in FAFSA and community colleges, as reported by our EducationUSA centers.

Financial resources available: St. Christopher and Nevis Social Security Board Partial Scholarship; TDC Michael L. King Scholarship Grant; Technical and Vocational Education and Training (TVET) Enhancement Project; government assistance; Medical University of the Americas/NIA Scholarship; OAS Scholarship.

Opportunities for institutional partnerships: tertiary institutions in the United States can explore partnerships with the Clarence Fitzroy Bryant College and the Nevis Sixth Form College in an effort to build upon associate degree programs offered by these institutions.





- **Pre-high school (# of years):** 7 years
- **High school (# of years):** 5 years
- **Academic year calendar:** September-July
- **Recommended times for U.S. institution visits:** September-November, January-March

Secondary Education (high school)

- **Language of instruction:** English
- **Years of mandatory English courses:** All levels require English as part of the curriculum.
- **Grading system and interpretation:** Simple average (out of 100)
- **Subjects required:** Mathematics and English; remaining mandatory courses vary by Caribbean Secondary Education Certificate (CSEC) stream
- **Graduation requirements:** Varies according to school (CSEC passes with grade 3 or lower)
- **Name of diploma/certificate/degree conferred upon completion:** CSEC and GCE O-Levels
- **Name of school leaving exams:** CXC-CSEC
- **How to verify school leaving exams or diploma/certificate/degree:** Independent credentialing service
- **Other credentials:** CXC-CAPE (sixth form)
- **Standardized undergraduate admissions testing availability in-country and adviser recommendations:** SAT - one testing center in Basseterre; ACT - not available
- **Standardized undergraduate admissions test mean scores (as of 2020):** Not available

Structure of University System

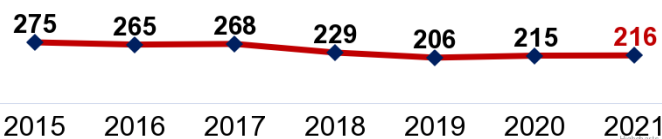
- **Years of study required to earn a bachelor's degree:** The Clarence Fitzroy Bryant College (CFBC) offers associate degrees in St. Kitts & Nevis. These degrees require 2-3 years for completion. Students interested in bachelor's degrees will enroll primarily in the University of the West Indies (4-5 years) or seek post-secondary studies outside of the twin islands.
- **Language of instruction in universities:** English (CFBC)
- **Years of required English instruction in universities:** English is the language of instruction.
- **Grading system and interpretation:** 4.0 scale; CAPE scale is from 1 to 7.
- **Degrees offered:** Associate degree program offered through CFBC
- **Top fields of study/majors:** Education, management, nursing & health related sciences
- **Standardized graduate admissions testing availability / frequency offered in-country:** GRE – iBT Home Edition offered at one testing center. The GMAT is not currently offered in country.
- **Standardized graduate admissions test mean scores (as of 2020):** GMAT: 396, GRE: Not Available
- **Study Abroad:** The United States is the number one study abroad destination for students from St. Kitts and Nevis. However, study within the CARICOM is encouraged.

Educational Authorities and International Education Resources

- Ministry of Education: <https://www.education.gov.kn/>
- EducationUSA advising centers in St. Kitts and Nevis: Two centers, at the Charles A Halbert Public Library (Basseterre, Saint Kitts) and the Nevis Public Library (Charlestown, Nevis)



Saint Lucian Students Studying in the U.S.



Source: 2021 Open Doors Report (published by IIE, funded by the U.S. Department of State)

U.S. Study Abroad Students in Saint Lucia



Source: 2021 Open Doors Report (published by IIE, funded by the U.S. Department of State)

Students in U.S. by Academic Level	%	Number	% Change (2020 to 2021)
Undergraduate	55.1%	119	-3%
Graduate	24.1%	52	13.0%
Non-Degree	0.5%	1	0.0%
OPT	20.4%	44	-6.4%

Students in U.S. by U.S. Institution Type	%
Associate's (Two-Year) Colleges	14.0%
Baccalaureate (Four-Year) Colleges	6.7%
Master's Colleges and Universities	26.9%
Doctorate-Granting Universities	50.8%
Special Focus Institutions	1.6%
Public Institutions	66.8%
Private Institutions	33.2%

Change in Students Studying in the U.S. from 2020 to 2021

0.5%

Change in U.S. Study Abroad Students from 2019 to 2020

20%

Source: 2021 Open Doors

Total Population

166,637

Population Aged 15-24

13.6%

Source: The World Fact Book

Top Five Receiving States

New York
Texas
Florida
California
Virginia

Source: 2021 Open Doors

Change in Student Visas Issued from 2019 to 2020

F 1.5%
J 0.7%
M 0.1%

*Based on fiscal year Oct. 1 – Sept. 30
Source: travel.state.gov

HIGHLIGHTS:

The U.S. embassy in Bridgetown coordinates EducationUSA advising throughout the Eastern Caribbean. The embassy works closely with the Ministry of Education, Innovation, Gender Relations and Sustainable Development, and the Sir Arthur Lewis Community College, which hosts the EducationUSA advising center in Saint Lucia.

The Sir Arthur Lewis Community College is presently looking to expand into a bachelor's degree granting (four-year) institution.

The Saint Lucian Government has increased efforts to establish MOUs and articulation agreements with foreign governments, and through the Ministry of Education, has established agreements with several U.S. higher education institutions, offering tuition discounts and partial scholarships to Saint Lucian students.

The Saint Lucian Ministry of Education hosts an annual international college fair in the fall. Contact EducationUSA for further details.



- **Pre-high school (# of years):** 7 years
- **High school (# of years):** 5 years
- **Academic year calendar:** September-July
- **Recommended times for U.S. institution visits:** September-November, February-March

Secondary Education (high school)

- **Language of instruction:** English
- **Years of mandatory English courses:** All levels require English as part of the curriculum.
- **Grading system and interpretation:** Simple average (out of 100) and 4.0 scale GPA
- **Subjects required:** Mathematics and English; remaining mandatory courses vary by Caribbean Secondary Education Certificate (CSEC) stream
- **Graduation requirements:** Varies according to school (CSEC passes with grade 3 or higher)
- **Name of diploma/certificate/degree conferred upon completion:** CSEC and GCE O-Levels
- **Name of school leaving exams:** Caribbean Examinations Council (CXC)-CSEC
- **How to verify school leaving exams or diploma/certificate/degree:** Independent credentialing service
- **Other credentials:** CXC-CAPE (sixth form)
- **Standardized undergraduate admissions testing availability in-country and adviser recommendations:** SAT - one testing centers; ACT - two testing centers
- **Standardized undergraduate admissions test mean scores (as of 2020):** Not available

Structure of University System

- **Years of study required to earn a bachelor's degree:** Students largely go abroad to pursue post-secondary studies outside of the Sir Arthur Lewis Community College (SALCC), where students pursue 2–3-year associate degrees. There are other regional and some U.S.-based institutions with established campuses on the island, where students can complete 4-year bachelor's degrees.
- **Language of instruction in universities:** English (SALCC)
- **Years of required English instruction in universities:** English is the language of instruction
- **Grading system and interpretation:** 4.0 scale; CAPE scale is from 1 to 7.
- **Degrees offered:** Associate's degree, diploma and certificate programs available through the Sir Arthur Lewis Community College. Bachelor's and master's degrees available at international institutions' campuses on the island.
- **Top fields of study/majors:** Business, health related fields, education
- **Standardized graduate admissions testing availability / frequency offered in-country:** GRE – iBT Home Edition available. GMAT - not available.
- **Standardized graduate admissions test mean scores (as of 2020):** GMAT: 522, TOEFL and GRE: not available
- **Study Abroad:** The United States is the top study abroad destination. Student mobility within the CARICOM is common.

Educational Authorities and International Education Resources

- Ministry of Education, Innovation, Gender Relations and Sustainable Development: <http://education.govt.lc/>
- EducationUSA advising centers in Saint Lucia: One center at Sir Arthur Lewis Community College (Castries)





Vincentian Students Studying in the U.S.



Source: 2021 Open Doors Report (published by IIE, funded by the U.S. Department of State)

U.S. Study Abroad Students in Saint Vincent and the Grenadines



Source: 2021 Open Doors Report (published by IIE, funded by the U.S. Department of State)

Students in U.S. by Academic Level	%	Number	% Change (2020 to 2021)
Undergraduate	65.1%	56	-14%
Graduate	15.1%	13	-18.8%
Non-Degree	1.2%	1	0.0%
OPT	18.6%	16	77.8%

Students in U.S. by U.S. Institution Type	%
Associate's (Two-Year) Colleges	18.2%
Baccalaureate (Four-Year) Colleges	13.0%
Master's Colleges and Universities	22.1%
Doctorate-Granting Universities	44.2%
Special Focus Institutions	2.6%
Public Institutions	57.1%
Private Institutions	42.9%

Change in Students Studying in the U.S. from 2020 to 2021

-5.5%

Change in U.S. Study Abroad Students from 2019 to 2020

175%

Source: 2021 Open Doors

Total Population

101,145

Population Aged 15-24

14.83%

Source: The World Fact Book

Top Five Receiving States

New York
Texas
Florida
Arkansas
N/A

Source: 2021 Open Doors

Change in Student Visas Issued from 2019 to 2020

F 0.8%
J 0.4%
M 0.4%

*Based on fiscal year Oct. 1 – Sept. 30
Source: travel.state.gov

HIGHLIGHTS:

U.S. Embassy Bridgetown coordinates EducationUSA advising throughout the Eastern Caribbean. The Embassy works closely with the Ministry of Education, National Reconciliation, Ecclesiastical Affairs and Information, the St. Vincent and the Grenadines Community College, and the St. Vincent Public Library, which hosts the EducationUSA advising center.

The Vincentian Government does not presently have any established MOUs or articulation agreements with any U.S. higher education institutions. However, the government does provide national scholarships (covering five years of study) and "exhibitions" (covering three years of study) to qualified students wishing to pursue their studies overseas. The recipients of these awards are determined by a cabinet under the advice of the Ministry of Education, and the total number of awardees varies annually between 10 to 15. Students must have completed studies at the St. Vincent and the Grenadines Community College with four or five subjects at CAPE or the Cambridge A-level examination. Vincentian students can also apply for a Bursary to provide financial assistance for their higher education.





- **Pre-high school (# of years):** 7 years
- **High school (# of years):** 5 years
- **Academic year calendar:** September-July
- **Recommended times for U.S. institution visits:** September-November, February-March

Secondary Education (high school)

- **Language of instruction:** English
- **Years of mandatory English courses:** All levels require English as part of the curriculum.
- **Grading system and interpretation:** Simple average (out of 100)
- **Subjects required:** Mathematics and English; remaining mandatory courses vary by Caribbean Secondary Education Certificate (CSEC) stream
- **Graduation requirements:** Varies according to school (CSEC passes with grade 3 or higher)
- **Name of diploma/certificate/degree conferred upon completion:** CSEC and GCE O-Levels
- **Name of school leaving exams:** Caribbean Examinations Council (CXC)-CSEC
- **How to verify school leaving exams or diploma/certificate/degree:** Independent credentialing service
- **Other credentials:** CXC-CAPE (Sixth Form)
- **Standardized undergraduate admissions testing availability in-country and adviser recommendations:** No testing available.
- **Standardized undergraduate admissions test mean scores (as of 2020):** Not available

Structure of University System

- **Years of study required to earn a bachelor's degree:** Students largely go abroad to pursue post-secondary studies outside of the St. Vincent and the Grenadines Community College (SVGCC) where they complete 2-3-year associate degrees. SVGCC offers some bachelor's degree programs (4 years).
- **Language of instruction in universities:** English (SVGCC)
- **Years of required English instruction in universities:** English is the language of instruction
- **Grading system and interpretation:** 4.0 scale; CAPE scale is 1-7
- **Degrees offered:** CAPE, associate, bachelor's, and certificate programs offered through SVGCC
- **Top fields of study/majors:** education business
- **Standardized graduate admissions testing availability / frequency offered in-country:** Not available
- **Standardized graduate admissions test mean scores (as of 2020):** Not available
- **Study Abroad:** The United States is the number one study abroad destination. Student mobility within the CARICOM is common.

Educational Authorities and International Education Resources

- Ministry of Education, National Reconciliation, Ecclesiastical Affairs and Information:
<http://www.education.gov.vc/education/>; <http://www.gov.vc/index.php/citizens/scholarships>
- EducationUSA advising centers in Saint Vincent and the Grenadines: One center at the St. Vincent Public Library in Kingstown



Surinamese Students Studying in the U.S.



Source: 2021 Open Doors Report (published by IIE, funded by the U.S. Department of State)

U.S. Study Abroad Students in Suriname



Source: 2021 Open Doors Report (published by IIE, funded by the U.S. Department of State)

Students in U.S. by Academic Level	%	Number	% Change (2020 to 2021)
Undergraduate	54.5%	30	-6%
Graduate	25.5%	14	-6.7%
Non-Degree	3.6%	2	100.0%
OPT	16.4%	9	0%

Students in U.S. by U.S. Institution Type	%
Associate's (Two-Year) Colleges	19.6%
Baccalaureate (Four-Year) Colleges	2.0%
Master's Colleges and Universities	13.7%
Doctorate-Granting Universities	60.8%
Special Focus Institutions	3.9%
Public Institutions	76.5%
Private Institutions	23.5%

Change in Students Studying in the U.S. from 2020 to 2021
-3.5%

Change in U.S. Study Abroad Students from 2019 to 2020
-100%

Source: 2021 Open Doors

Total Population

614,749

Population Aged 15-24

17.2%

Source: The World Fact Book

Top Five Receiving States

Florida
New York
Georgia
California
Louisiana

Source: 2021 Open Doors

Change in Student Visas Issued from 2019 to 2020

F 0.5%
J 0.0%
M 0.2%

*Based on fiscal year Oct. 1 – Sept. 30
Source: travel.state.gov

HIGHLIGHTS:

Areas of academic interest for Surinamese students are pilot programs at flight schools, cosmetology, and health-related studies. Engineering students are interested in co-ops/internships at U.S. institutions.

The government of Suriname established the "Funds for Study Finance" at the National Development Bank. Students can apply for a loan to study abroad if their major is not offered at the local university.

The Surinamese government does not offer any scholarships. There is interest in increasing student mobility, but they are looking for universities/partner governments to offer full scholarships.

U.S. government programs in Suriname: Hubert H. Humphrey Fellowship, Fulbright Specialist Program, Fulbright-Hays Doctoral Dissertation Research Abroad (DDRA) Program, Youth Ambassadors Program with the Caribbean, Youth Exchange and Study Program (YES).





- **Pre-high school (# of years):** 4 years
- **High school (# of years):** 3 years
- **Academic year calendar:** October-August
- **Recommended times for U.S. institution visits:** October, February, and March

Secondary Education (high school)

- **Language of instruction:** Dutch
- **Years of mandatory English courses:** 7 years
- **Grading system and interpretation:** Out of 10
- **Subjects required:** Dutch, English
- **Graduation requirements:** National final examinations conducted by the Ministry of Education
- **Name of diploma/certificate/degree conferred upon completion:** VWO or HAVO diploma
- **Name of school leaving exams:** National final examinations conducted by the Ministry of Education.
- **How to verify school leaving exams or diploma/certificate/degree:** Ministry of Education
- **Other credentials:** Students receive a VWO or HAVO diploma
- **Standardized undergraduate admissions testing availability in-country and adviser recommendations:** TOEFL - At Home edition available; IELTS - not available; SAT - two testing centers; ACT - one testing center
- **Standardized undergraduate admissions test mean scores (as of 2020):** TOEFL: 85. SAT and ACT: Not available

Structure of University System

- **Years of study required to earn a bachelor's degree:** 3-4
- **Language of instruction in universities:** Dutch
- **Years of required English instruction in universities:** N/A
- **Grading system and interpretation:** Out of 10
- **Degrees offered:** Bachelor's and master's
- **Top fields of study/majors:** Business, administration, law
- **Standardized graduate admissions testing availability / frequency offered in-country:** TOEFL – iBT Home Edition available; IELTS - not available; GRE – iBT Home Edition available. GMAT - not available
- **Standardized graduate admissions test mean scores (as of 2020):** TOEFL: 85. GMAT: 446. GRE: Not available
- **Study Abroad:** After the Netherlands and Belgium, the United States ranks number three as a study abroad destination for Surinamese students.

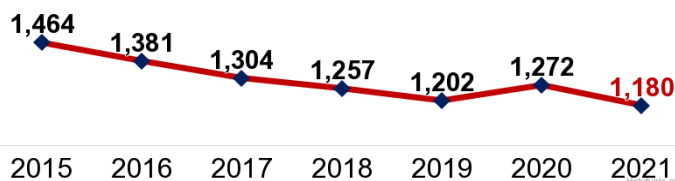
Educational Authorities and International Education Resources

- Ministry of Education, Science and Culture: <http://education.gov.sr>
- EducationUSA advising centers in Suriname: One center at the U.S. Embassy in Paramaribo

Trinidad and Tobago

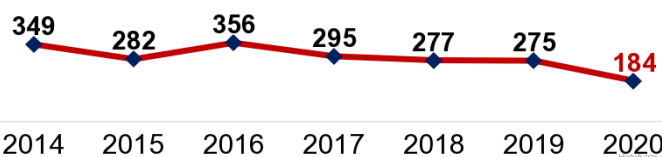


Trinidadian Students Studying in the U.S.



Source: 2021 Open Doors Report (published by IIE, funded by the U.S. Department of State)

U.S. Study Abroad Students in Trinidad and Tobago



Source: 2021 Open Doors Report (published by IIE, funded by the U.S. Department of State)

Students in U.S. by Academic Level	%	Number	% Change (2020 to 2021)
Undergraduate	54.2%	639	-13%
Graduate	26.3%	310	-3.4%
Non-Degree	1.0%	12	0.0%
OPT	18.6%	219	6.3%

Students in U.S. by U.S. Institution Type	%
Associate's (Two-Year) Colleges	6.3%
Baccalaureate (Four-Year) Colleges	6.6%
Master's Colleges and Universities	15.7%
Doctorate-Granting Universities	69.2%
Special Focus Institutions	2.1%
Public Institutions	53.5%
Private Institutions	46.5%

Change in Students Studying in the U.S. from 2020 to 2021
-7.2%

Change in U.S. Study Abroad Students from 2019 to 2020
-33.1%

Source: 2021 Open Doors

Total Population

1,211,047

Population Aged 15-24

11.28%

Source: The World Fact Book

Top Five Receiving States

Florida
 New York
 District of Columbia
 Texas
 Georgia

Source: 2021 Open Doors

Change in Student Visas Issued from 2019 to 2020

F 1.0%
J 0.4%
M 0.1%

*Based on fiscal year Oct. 1 – Sept. 30
 Source: travel.state.gov

HIGHLIGHTS:

Top fields of academic interest for Trinidadian students are business administration, medicine and health sciences, engineering, law, and fine arts (theatre, dance, film).

In addition to academic subjects, students' interests include online programs, entrepreneurship, social media, volunteerism, and social issues.

In-country initiatives and programs in support of exchanges can be found through the Ministry of Education's Scholarships and Advanced Training Division.

The government of Trinidad and Tobago is working towards economic diversification with a focus on business development, tourism, and creative industries (music, film, and fashion).

At the higher education level, institutions are interested in increasing capacity for short-term and graduate exchanges. There is high interest in programs such as the 100,000 Strong in the Americas Innovation Fund.



Trinidad and Tobago



- **Pre-high school (# of years):** 7 years
- **High school (# of years):** 5 years
- **Academic year calendar:** September-July
- **Recommended times for U.S. institution visits:** September-November; January-March

Secondary Education (high school)

- **Language of instruction:** English
- **Years of mandatory English courses:** Language of instruction is English
- **Grading system and interpretation:** 4.0 GPA
- **Subjects required:** Mathematics and English
- **Graduation requirements:** Caribbean Secondary Education Certificate (CSEC) examination and Caribbean Advanced Proficiency Examination (CAPE). Students graduate with five or more CSEC passes in Grades I-III, or GCE "O" Level passes in Grades A-C.
- **Name of diploma/certificate/degree conferred upon completion:** CSEC and GCE O-Levels
- **Name of school leaving exams:** Caribbean Secondary Education Certificate (CSEC) examination and Caribbean Advanced Proficiency Examination (CAPE)
- **How to verify school leaving exams or diploma/certificate/degree:** Ministry of Education
- **Other credentials:** N/A
- **Standardized undergraduate admissions testing availability in-country and adviser recommendations:** SAT - six testing centers; ACT – one testing center
- **Standardized undergraduate admissions test mean scores (as of 2020):** TOEFL, SAT and ACT: Not available

Structure of University System

- **Years of study required to earn a bachelor's degree:** 4 years
- **Language of instruction in universities:** English
- **Years of required English instruction in universities:** Language of instruction is English
- **Grading system and interpretation:** 4.0 Scale GPA
- **Degrees offered:** Associate, bachelor's, master's, PhD
- **Top fields of study/majors:** Engineering, business, and law
- **Standardized graduate admissions testing availability / frequency offered in-country:** GRE – one testing center, at home edition available; GMAT – two testing centers
- **Standardized graduate admissions test mean scores (as of 2020):** TOEFL: Not available. GMAT: 524. GRE: Verbal reasoning-150.3, Quantitative reasoning-149.1, Analytical Writing-3.8
- **Study Abroad:** The United States is the number one study abroad destination for students from Trinidad and Tobago. The United Kingdom is a distant second destination.

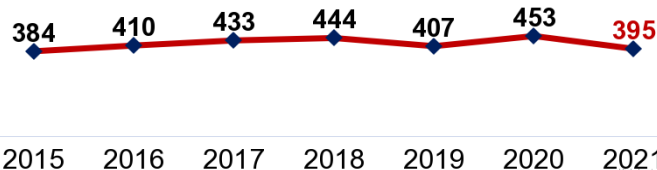
Educational Authorities and International Education Resources

- Ministry of Education: <http://moe.gov.tt/>
- Scholarships and Advanced Training Division: <https://www.scholarships.moe.gov.tt/>
- EducationUSA advising centers in Trinidad and Tobago: One center at the Information Resource Center of the U.S. Embassy in Port of Spain





Uruguayan Students Studying in the U.S.



Source: 2021 Open Doors Report (published by IIE, funded by the U.S. Department of State)

U.S. Study Abroad Students in Uruguay



Source: 2021 Open Doors Report (published by IIE, funded by the U.S. Department of State)

Students in U.S. by Academic Level

	%	Number	% Change (2020 to 2021)
Undergraduate	40.3%	159	-0.6%
Graduate	42%	166	-7.8%
Non-Degree	0.5%	2	-95.9%
OPT	17.2%	68	6.3%

Students in U.S. by U.S. Institution Type

	%
Associate's (Two-Year) Colleges	10.45%
Baccalaureate (Four-Year) Colleges	5.94%
Master's Colleges and Universities	7.06%
Doctorate-Granting Universities	75.14%
Special Focus Institutions	1.41%
Public Institutions	56.21%
Private Institutions	43.79%

Change in Students Studying in the U.S. from 2020 to 2021
-12.8%

Change in U.S. Study Abroad Students from 2019 to 2020
-7.1%

Source: 2021 Open Doors

Total Population

3,398,239

Population Aged 15-24

15.14%

Source: The World Fact Book

Top Five Receiving States

Florida
 New York
 Massachusetts
 Texas
 California

Source: 2021 Open Doors

Change in Student Visas Issued from 2019 to 2020

F -57%
J -41.28%
M -20%

*Based on fiscal year Oct. 1 – Sept. 30
 Source: travel.state.gov

HIGHLIGHTS:

EducationUSA Uruguay has experienced increased interest and participation in cohort advising, receiving a higher number of applications for the Competitive College Club and Opportunity Funds Program than in past years. Due to the COVID-19 pandemic, there was a 12.8% decrease in Uruguayan students studying in the United States. However, the number of undergraduate students only dropped by 0.5%, corroborating the higher cohort numbers EducationUSA has experienced. In response to the pandemic, EducationUSA devised online outreach visits to expand awareness of study abroad services including virtual school visits that significantly increased country-wide reach. Advisers plan virtual classes in collaboration with American Spaces, where students tour college campuses, improve their vocabulary, and expand awareness of U.S. higher education in six cities.

The government of Uruguay has incorporated the teaching of English and technology into the public-school curriculum at all levels and has become a strong contributor to Fulbright academic programs, with master's and Ph.D. scholarships in biotechnology, health, energy, agro-industry and food chain development, natural resources, and information and communication technologies.





- **Pre-high school (# of years):** 3 years of kindergarten (ages 3-5); 6 years of elementary school (ages 6-12); 3 years of middle school (Ciclo Básico; ages 12-15)
- **High school (# of years):** 3 years (Bachillerato Diversificado; ages 15-18)
- **Academic year calendar:** March-November (high school); March-December (elementary and middle school)
- **Recommended times for U.S. institution visits:** Mid-March, April (except for Easter week), May, June, August, September (except for spring break - 3rd week of September), October, and mid-November. Summer Break: December-February; Winter Break: Last week in June and first week in July; Spring Break: Third week in September; Carnival: Dates vary each year, but it usually takes place in February or March (it starts 40 days before Easter Sunday); Easter Week/Semana Santa: dates also vary, but it is usually in March or April.
For visits during the pandemic, please check with REAC (rmoriconi@educationusa.org).

Secondary Education (high school)

- **Language of instruction:** Spanish
- **Years of mandatory English courses:** 6
- **Grading system and interpretation:** 1-12 grading scale: A (excellent) 11-12; B (very good) 9-10; C (good/average) 7-8 (7 is passing grade for 11th grade; 8 is passing grade for 12th grade); D (poor) 6 (passing grade from 1st to 10th grade); F (failing) 1-5
- **Subjects required:** In Uruguay, students do not get to choose which subjects they take in high school. These are the required courses by grade level: Sophomore year: literature, math, English, history, astronomy, biology, physics, chemistry, drawing, philosophy, and physical education. Junior year: literature, math, English, philosophy, civics (plus other classes depending on the career path they choose humanities, sciences, biology, or arts). Senior year: literature, English, philosophy, social and economic studies
- **Graduation requirements:** Students take midterm and final exams and are required to receive a passing grade in each class in order to graduate.
- **Name of diploma/certificate/degree conferred upon completion:** Uruguayan National Diploma
- **Name of school leaving exams:** N/A
- **How to verify school leaving exams or diploma/certificate/degree:** N/A
- **Other credentials:** Some private schools offer the IB program.
- **Standardized undergraduate admissions testing availability in-country and adviser recommendations:** TOEFL and IELTS are available in various locations in Montevideo and Maldonado; SAT and ACT are available at the Uruguayan-American School in Montevideo. SAT is offered four times per year. ACT is offered 1 to 2 times per year. TOEFL is offered 2 to 3 times per month and IELTS 1 to 2 times per month.
- **Standardized undergraduate admissions test mean scores (as of 2020):** TOEFL: Reading: 24, Listening: 24, Speaking: 22, Writing: 23. Total: 93

Structure of University System

- **Years of study required to earn a bachelor's degree:** Four years, but many students go directly into a higher/joint degree program that lasts up to seven years, depending on the career path they choose (medical doctor, lawyer, engineer, architect, etc.) and/or the university they attend.
- **Language of instruction in universities:** Spanish
- **Years of required English instruction in universities:** English is not required in the public system, while a B2 level (Common European Framework) is required in some private universities.
- **Grading system and interpretation:** Depends on the university (0-12, 1-12, 1-6, or 0-100 scale)
- **Degrees offered:** Associate's, bachelor's, master's, doctorate
- **Top fields of study/majors:** Over 40 percent choose social sciences or the arts (business and economy, law, international relations, education); over 30 percent choose fields in the health sector (psychology, medicine, veterinary medicine); around 20 percent choose fields in technology (engineering, computer science, architecture and design)





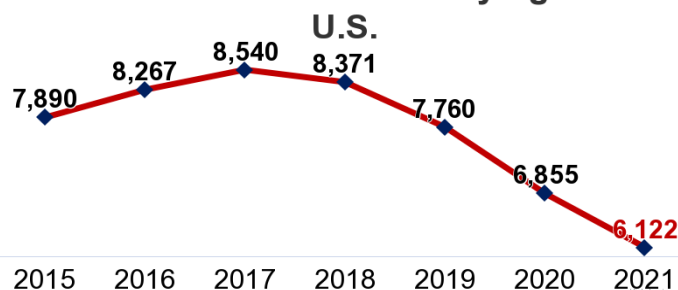
- **Standardized graduate admissions testing availability / frequency offered in-country:** TOEFL is offered 2-3 times monthly; IELTS is offered 1-2 times monthly; GRE, CBT, and GMAT are offered sporadically in Montevideo, however they are more regularly available in Buenos Aires, Argentina.
- **Standardized graduate admissions test mean scores (as of 2020):** TOEFL Mean Scores: Reading: 24, Listening: 24, Speaking: 22, Writing: 23, Total: 93. GRE Mean Scores: Verbal Reasoning: 154.2, Quantitative Reasoning: 154.9, Analytical Writing: 3.6. GMAT Mean Total Score: 574
- **Study Abroad:** U.S. is the number two study abroad destination for Uruguayan students (#1 being Spain, due to language preference). However, Open Doors shows an increase in the number of Uruguayan students studying in the U.S. during the last three consecutive years: Open Doors 2015: 8.8 percent increase in the number of Uruguayans studying in the United States; Open Doors 2016: 6.8 percent increase; and Open Doors 2017: 5.6 percent increase.

Educational Authorities and International Education Resources

- **Scholarships offered for study in the U.S.**
 - Comisión Fulbright Uruguay/ANII (National Agency of Research and Innovation) Scholarships for graduate studies: fulbright.org.uy
 - Beca Carlos Quijano-Ministerio de Educación y Cultura Scholarships for graduate studies: <http://mec.gub.uy/>
 - Rowe Fund (interest-free educational loan program for Latin America and Caribbean students): <http://oas.org/en/rowefund>
- **Educational Authorities:**
 - National Administration of Public Education (ANEP): <http://www.anep.edu.uy/anep/>
Created in 1985, ANEP, is the state agency responsible for the planning, management, and administration of the public education system in Uruguay. This excludes the public University of the Republic, UDELAR, which is autonomous.
 - Council for Secondary Education (CES): <http://www.ces.edu.uy/ces/>
CES is a branch of the National Administration of Public Education in charge of implementing secondary education (the U.S. equivalent of 7th-12th grades) throughout Uruguay. CES's website has a list of all public and private high schools in Uruguay.
 - Council for Technical and Vocational Education (UTU): <http://www.utu.edu.uy/utu/inicio.html>
UTU administers all technical and vocational high schools throughout Uruguay.
 - Directorate of Innovation, Science and Technology (DICYT): <http://www.dicyt.gub.uy/>
DICYT prepares and promotes the policies, guidelines, strategies, and priorities of the Ministry of Education and Culture in terms of innovation, science, and technology.
 - National Agency of Research and Innovation (ANII): <http://www.anii.org.uy/web/>
ANII is a governmental entity that promotes and stimulates research and the application of new knowledge and technologies by granting scholarships to Uruguayans studying in-country and abroad.
 - Plan Ceibal (One Laptop per Child program): <http://www.ceibal.edu.uy/>
Plan Ceibal, aka, the "One Laptop per Child" program, was created in 2007. Every child who enters the public school system in Uruguay is guaranteed access to computers and free internet at school. Uruguay was the first country in the world to implement such a program.
- EducationUSA advising centers in Uruguay: Two centers in Montevideo (one at the U.S. embassy and one at Alianza Cultural Uruguay - Estados Unidos)



Venezuelan Students Studying in the U.S.



Source: 2021 Open Doors Report (published by IIE, funded by the U.S. Department of State)

U.S. Study Abroad Students in Venezuela



Source: 2021 Open Doors Report (published by IIE, funded by the U.S. Department of State)

Students in U.S. by Academic Level

	%	Number	% Change (2020 to 2021)
Undergraduate	59.5%	3,641	-12.3%
Graduate	15.7%	964	-1.1%
Non-Degree	7.2%	439	-17.5%
OPT	17.6%	1,078	-10.00%

Students in U.S. by U.S. Institution Type

	%
Associate's (Two-Year) Colleges	30.70%
Baccalaureate (Four-Year) Colleges	1.96%
Master's Colleges and Universities	10.77%
Doctorate-Granting Universities	54.28%
Special Focus Institutions	2.29%
Public Institutions	68.86%
Private Institutions	31.14%

Change in Students Studying in the U.S. from 2020 to 2021

-10.7%

Change in U.S. Study Abroad Students from 2019 to 2020

-300%

Source: 2021 Open Doors

Total Population

29,069,153

Population Aged 15-24

16.14%

Source: The World Fact Book

Top Five Receiving States

Florida
Texas
Massachusetts
New York
Georgia

Source: 2021 Open Doors

Change in Student Visas Issued from 2019 to 2020

F -63.64%
J -57.22%
M -23.53%

*Based on fiscal year Oct. 1 – Sept. 30
Source: travel.state.gov

HIGHLIGHTS:

- Venezuela is the 21st sender worldwide of international students to the United States. It remains in the top 25 sending countries despite the current economic environment and difficulties obtaining student visas related to the closure of the U.S. Embassy in Caracas. Though numbers will likely continue to decrease, Venezuelan students interested in studying in the U.S. continue to pursue their goal.
- As Covid-19 continues to impact Venezuela, advisers continue to offer services virtually. Even though Venezuela suffers from regular electricity and internet disruptions, students from across the country find ways to participate in the extensive selection of virtual programming offered by EducationUSA centers. Social media engagement, such as Instagram Live, has become a very popular way to connect with audiences during the pandemic.
- In spite of Covid-19 restrictions, EducationUSA Venezuela expanded in 2021 by opening a new center in Valencia. This center will focus on helping students in the Carabobo State in central Venezuela.





- **Pre-high school (# of years):** 6 years
- **High school (# of years):** 5 (6 for those completing a technical high school program)
- **Academic year calendar:** September-July
- **Recommended times for U.S. institution visits:** October

Secondary Education (high school)

- **Language of instruction:** Spanish
- **Years of mandatory English courses:** 5
- **Grading system and interpretation:** A scale of 1-20. 10 is the minimum passing grade.
- **Graduation requirements:** Completion of 5 to 6 years of high school with a minimum passing grade of 10 points. The length of the high school program varies depending on the type of school where the candidate studies (regular or technical high school). Either program leads to a formal high school diploma (Titulo de Bachiller).
- **Name of diploma/certificate/degree conferred upon completion:** Titulo de Bachiller
- **Name of school leaving exams:** Not required
- **How to verify school leaving exams or diploma/certificate/degree:** Contact an EducationUSA center for advice.
- **Standardized undergraduate admissions testing availability in-country and adviser recommendations:** TOEFL and SAT are offered in several testing centers within the country. It is advisable to schedule testing appointments in advance, as there is limited seating per center.
- **Standardized undergraduate admissions test mean scores (as of 2020):** TOEFL IBT 85

Structure of University System

- **Years of study required to earn a bachelor's degree:** 4 to 5 (Varies based on each institution's curriculum)
- **Language of instruction in universities:** Spanish
- **Years of required English instruction in universities:** Varies per institution
- **Grading system and interpretation:** A scale of 1-20. 10 is the minimum passing grade.
- **Degrees offered:** Bachelors, masters, and very few doctorate degrees.
- **Top fields of study/majors:** Engineering, arts & design, business, journalism/communication
- **Standardized graduate admissions testing availability / frequency offered in-country:** TOEFL, GRE, and GMAT are offered on a monthly basis. TOEFL is offered in many cities. GRE and GMAT are only offered in Caracas in one location each. Available dates vary per testing center. It is advisable to schedule testing appointments in advance, as there is limited seating per center.
- **Standardized graduate admissions test mean scores (as of 2020):** GRE: V 149.4; Q 149.7; TOEFL IBT 85
- **Study Abroad:** According to UNESCO, the U.S. is the #2 destination for study abroad after Argentina.

Educational Authorities and International Education Resources

- Ministry of the People's Power for Education: <http://me.gob.ve/>
- Ministry of Higher Education: <http://mppre.gob.ve/>
- EducationUSA advising centers in Venezuela: Caracas (3 centers), Lecheria, Maracaibo, Merida, and Valencia

